



**BIODIVERSITY FINANCE INITIATIVE  
2019 Annual Work Plan**

**Implementing Partner: United Nations Development Programme**

**Responsible Parties: United Nations Development Programme**

**Project Description**

While the estimated cost of the Philippine Biodiversity Strategy and Action Plan (PBSAP) implementation within the given time frame of 2015-2028 is PhP24B/year, a public and private expenditure review revealed that current government (including local governments) spending on biodiversity is only PhP5B/year which leaves a financing gap of PhP19B/year to fully implement the PBSAP. Gross domestic product (GDP) measured at constant prices from 2008-13 averaged PhP5 trillion/year. Measured against this metric, estimated biodiversity spending of all agencies (including Official Development Assistance) is a measly 0.08% of GDP for this period. The country's national budget stood at PhP1.6 trillion for the same period and biodiversity spending represents only 0.31% of national budget. Biodiversity spending can be compared to the share of the Agriculture, Fishery and Forestry Sector contribution to the GDP, basic sectors which depend on biodiversity. This sector's contribution to GDP from 2008 to 2013 is 11.0% while the fishery sector alone contributes 2.5%. Thus, income derived from the fishery sector is roughly 31 times the current biodiversity spending.

With the completion of the policy and institutional review, expenditure review and the finance needs assessment, a biodiversity finance plan has been drafted in 2017 and its financial targets vetted by the Project Steering Committee at the start of 2018. A number of finance solutions covering the following areas have been piloted:

- Increasing access of local government units (LGUs) to earmarked funds i.e., Energy Regulation (ER) 1-94, Malampaya Fund, and the People's Survival Fund;
- Increasing funding for national agencies through biodiversity expenditure tagging, increasing public sector budgets, and mainstreaming into national and regional plans;
- Localization of the PBSAP, BIOFIN methodology and the finance solutions;
- Engaging and enhancing partnership with private sector; and
- Policy advocacy for financing protected areas, genetic resources and integrating biodiversity in mining activities

<p>Country Programme Period: 2019-2022</p> <p>Project/Outputs ID: 00106358/ 00108629</p> <p>Project Start Date: June 2018</p> <p>Project End Date: December 2022</p> <p>Project Board Meeting Date: 11 December 2018</p>	<p>2019 AWP budget: <b>USD 579,800</b></p> <p>Total resources required <b>USD 579,800</b></p> <p>Total allocated resources: <b>USD 579,800</b></p> <ul style="list-style-type: none"> <li>• Regular _____</li> <li>• Other:             <ul style="list-style-type: none"> <li>○ Donor _____</li> <li>○ Government _____</li> </ul> </li> </ul> <p>Unfunded budget: _____</p> <p>In-kind Contributions: _____</p>
--	---

Approved by UNDP:  
Date: \_\_\_\_\_

**TITON MITRA** Resident Representative *d.a.i.*

**FEB 13 2019**

**PROGRAMME ALIGNMENT**

**A.1 PFSD/CPD Outcome alignment**  
 2: Urbanisation, economic growth, and climate change actions are converging for a resilient, equitable, and sustainable development path for communities.

**A.2 CPD Output Indicator alignment**  
 [Choose between 1-3 applicable indicators]

2.3.4 Value of financing generated for conservation and sustainable use of biodiversity and ecosystems.

2016-2017	Baseline			Target Cumulative Results			End of Project	
	2018	2019	2020	2021	2022	Target	Actual	
P6,193,000,000	P1,200,000,000	P7,105,000,000	P8,092,850,000	P8,104,792,500	P9,536,832,125	P32,839,474,625		

**A.3 SP Output Indicator Alignment**  
 Indicate other applicable SP output indicators outside the CPD. See [link] for full list of indicators.

Year	Baseline Quantity/ Points /Rating	Targets / Cumulative Results			End of Project Target	
		Y1	Y2	Y3	Target	Actual

**A.4 Project Document Outcome Indicators**  
 Effective advocacy and partnership strategy in place

Year	Baseline Quantity/ Points /Rating	Targets / Cumulative Results			End of Project Target	
		Y1	Y2	Y3	Target	Actual

Please refer to Annex 1 (Results Framework)

Knowledge management infrastructure in place to generate and share knowledge on biodiversity finance

Year	Baseline Quantity/ Points /Rating	Targets / Cumulative Results			End of Project Target	
		Y1	Y2	Y3	Target	Actual

Please refer to Annex 1 (Results Framework)

## I. 2019 ANNUAL WORK PLAN

Project Title: Biodiversity Finance Initiative

Project ID: 00108629

Output ID: 00106358

Implementing Partner: United Nations Development Programme

### EXPECTED OUTPUTS

#### Output 1. Effective advocacy and partnership strategy informs biodiversity finance practices

Project Output	Indicators	Baseline			Targets		End of project Year: 2022
		2017	2018	2019	Cumulative		
Effective advocacy and partnership strategy in place	Number of stakeholders with increased basic knowledge on the specific finance solution by participating in trainings, workshops, Project Board and TWG meetings, partnerships events and meetings (events hosted/organized by BIOFIN and events where BIOFIN is speaker disaggregated by sex)	45 (M-11; F-34)	149 (M-66; F-83)	25% increase from previous year	186	1,072	
	Number of stakeholders with increased practitioner knowledge on the specific finance solution through direct participation to the implementation of the finance solution (participation in technical workshops) (disaggregated by sex)	223 (M-106; F-117)	103 (M-38; F-65)	5% increase from the cumulative value of the previous year	108	466	
Knowledge management infrastructure in place to generate and share	Number of followers/viewers of BIOFIN social media (Facebook, Twitter, Instagram) and website	2,205	2,634	At least 20% increase from previous year	3,161	16,967	

Project Output	Indicators	Baseline			Targets		End of project Year: 2022
		2017	2018	2019	Cumulative		
knowledge on biodiversity finance	Number of communication, education and public awareness (CEPA) activities organized/participated in	Activities (3)	3	3	6	15	
	Number of communication, education and public awareness (CEPA) materials	CEPA materials[9]	16	20	36	91	
	Number of media (TV, radio, broadsheet) pick-ups	PR pick ups (5)	5	9	14	41	
	Functional M&E and investment platform for PBSAP & BIOFIN	0	MOA between BMB & ADEC signed	0		1	
		0		Platform testing			
				Platform population (# of projects uploaded)			
				MOAs with orgs for population and/or investment			

PLANNED ACTIVITIES		2019				RESPONSIBLE PARTY	Donor Code**	PLANNED BUDGET			
List activity results and associated actions	Sub-activities	Activity Target	Q1	Q2	Q3			Q4	ATLAS/ Account Code	Description	Amount US\$
<b>Output 1. Effective advocacy and partnership strategy in place</b>											
1. Conduct Steering Committee, TWG, team and other related meetings		<ul style="list-style-type: none"> <li>2 Board meetings</li> <li>At least 1 TWG meeting</li> <li>At least 2 team meetings</li> </ul>	*	*		*	001981	12711	71600 75700	Travel Learning Cost	2,000.00
			2. Participate in Regional Workshops			*			001981	12711	71600 71300 75700
3. Implement Communications Plan	Environment Day, Tamaraw Month, <b>Month of the Ocean, International Day of Biodiversity</b> and other activities in support of the PBSAP	At least 2 activities conducted/sup ported	*	*	*	*	001981	12711	71300 74200	Local individual Consultant Audio Visual&Print Prod Costs	2,500.00 200.00
4. Conduct capacity building for DENR and other relevant partner institutions on the BIOFIN methodology	Formulate a memo from BMB Director instructing BMB-FAPS to use the BOIFIN methodology	Memo on use of BIOFIN methodology					001981	12711	71300	Local individual Consultant	
			Conduct expenditure tagging orientations for the Technical Secretariat	At least 2 orientations					75700	Learning Cost	10,000.00
5. Conduct M&E including knowledge management	Provide technical assistance in the training of trainers on BIOFIN methodology	At least 1 training	*	*					71600	Travel	5,000.00
			Conduct midyear and year-end assessments, monitoring missions, and other related activities	Mid-year assessment assessment and 2020 work planning			*	001981	12711	75700 71600 74200	Learning Cost Travel Audio Visual&Print Prod Costs
<b>Project Management</b>											
Communications	Mobile, Landline and internet connections		*	*	*	*	001981	12711	72400	Communications	5,000.00
ICT Equipment and furniture	Printers, repair/maintenance of		*	*	*	*			72800	ICT Equipment and Furnitures	5,000.00

List activity results and associated actions	PLANNED ACTIVITIES		2019					RESPONSIBLE PARTY	Donor Code**	PLANNED BUDGET	
	Sub-activities	Activity Target	Q1	Q2	Q3	Q4	ATLAS/ Account Code			Description	Amount US\$
	computers/printers/external drives/projector										
Supplies	Office and other workshop supplies		*	*	*	*			72500	Supplies	2,500.00
Direct Project Cost - Staff			*	*	*	*			64397	DPC	15,500.00
Direct Project Cost - GOE			*	*	*	*			74598	DPC	4,500.00
	<b>Core team</b>										
National Project Manager			*	*	*	*			71400		34,000.00
Sr. Project Assistant			*	*	*	*			71400		14,000.00
Information and Communications Assistant			*	*	*	*			71400		14,000.00
Project Assistant									71400		10,000.00
Technical Assistant			*	*	*	*			71400		10,000.00
<b>Subtotal Coordination Project Management Plan (PMP)</b>											<b>158,700.00</b>

**EXPECTED OUTPUTS**  
**Output 2. By 2022, prioritized biodiversity finance solutions are implemented**

Project Output	Indicators	Baseline			Targets		End of project Year: 2022
		2017	2018	2019	Cumulative		
Prioritized biodiversity finance solutions implemented: <i>Developing an investment program for protected areas</i>	Implementing Rules and Regulations for the ENIPAS	0	Inception and consultation meetings	0			
		0	0	IRR signed by DENR Secretary			
	Program for protected areas for submission to the DBM	0	Vetted PA program	Vetted PA program			
		0	Stocktaking exercise	0			

Project Output	Indicators	Baseline			Targets		End of project Year: 2022
		2017	2018	2019	Cumulative		
Prioritized biodiversity finance solutions implemented: "Year of the PAs" Campaign	Amount of new government financing mobilized	0	0	375,000,000	₱375,000,000.00	₱1,500,000,000.00	
	Visitation rates for selected PAs		0		BMB- & DENR-vetted campaign concept & promotions plan		
			0	0	MOA between DENR & DOT		
			0	0	At least 10 media (traditional & social) releases	At least 10 media (traditional & social) releases	20
			0	0	Media reach of 5% of national population		
			3M	0	10% increase from 2017 baseline	3.3M	
Prioritized biodiversity finance solutions implemented: Realign expenditures at the DENR – improving biodiversity expenditure reporting at the DENR	Amount of site-based revenue generated for selected PAs	37M		0		₱122,474,625.00	
	Number of MOAs signed with other stakeholders, as applicable	0	0	0		2	
	Proposed policy (administrative order or technical bulletin) on biodiversity expenditure tagging	0	0	Proposed policy		1	
	Number of orientations conducted on expenditure tagging for the Technical Secretariat	0	0	Expenditure tagging orientation design		2	
	Budget shift towards biodiversity priorities within the DENR	₱1P3.2.B	₱P3.2.B	16% of DENR budget which is ₱2,320,000,000 [16% of 27B less 2B which is credited to DENR regional offices)]	₱3,520,000,000	₱9,280,000,000.00	
	Number of DENR regional BSAPs	0	1	6		7	
Prioritized biodiversity finance solutions implemented: Mainstreaming biodiversity in the regional programs of the Department of Environment and Natural Resources (DENR)	Annual budgets contributing to the PBSAP implementation	₱1P400M		₱2,000,000,000.00	₱2,400,000,000.00	₱8,000,000,000.00	

Project Output	Indicators	Baseline			Targets		End of project Year: 2022
		2017	2018	2019	Cumulative		
Prioritized biodiversity finance solutions implemented: <i>Mainstreaming biodiversity in LGUs</i>	Number of locally-prepared biodiversity strategy and action plans (BSAP) and finance plans	1	3	3 (with assistance from Friends of PBSAP)	6	12	
	Annual budgets contributing to the PBSAP implementation		55M	₱200,000,000.00	₱255,000,000.00	₱800,000,000.00	
	Number of finance solutions implemented with BIOFIN assistance	0	0	1	1	4	
	Roll out of BIOFIN methodology	0		1	1	2	
	Draft joint policy to institutionalize PBSAP implementation among other national government agencies specifically those identified as PBSAP implementers	0	0	Draft policy (DBM guideline)	-		
	Expenditure tagging exercises in all agencies of Project Board members	14	0	21 agencies		21 agencies	
	Expenditure tagging exercises in other relevant agencies and state universities and colleges	31	0	31 agencies		31 agencies	
	Annual budgets contributing to PBSAP implementation	PhP1.2B	PhP1.2 B	₱2,000,000,000.00	₱3,200,000,000.00	₱8,000,000,000.00	
	Number of PBSAP programs/projects implemented	0	0	At least 5 programs/projects	At least 5 programs/projects	20 programs/projects	
	Amount of funding available for PBSAP priority programs	0	0	₱40,000,000.00	₱40,000,000.00	₱160,000,000.00	
Feasibility study	0	0	Terms of reference				



Project Output	Indicators	Baseline			Targets		End of project Year: 2022
		2017	2018	2019	Cumulative		
Prioritized biodiversity finance solutions implemented: <i>Feasibility study on creation of a new conservation trust fund or utilization/adjustments made to current trust funds</i>	Action plan to implement FS results	0	0	Consultant on board			
		0	0	Completed FS			Completed FS
		0	0	2 Focus group discussions to validate results			
		0	0	Action plan			Action plan
		0	0	Literature review on user fees/taxation/etc.			
		0	0	Selection criteria for project sites			
		0	0	Assessment report on proposed revenue streams			
		0	0	Stakeholder consultations			
		0	0	FS			
		0	0	Draft policy		0	Draft policy
Prioritized biodiversity finance solutions implemented: <i>Increasing LGUs' sources of revenues for locally-managed protected and conservation areas</i>	Environmental fee system in selected project sites	0	0	0			₱848,000,000.00
		0	0	List of LGUs			
		0	0	1 Forum/project development workshop			2 Forum/project development workshop
		0	0	2		2	11
		₱1.3B		₱65,000,000.00		₱65,000,000.00	
		1	0	0		1	2
		1	0	1		2	5
		0	0	Study on budget allocations/transfers			
		0	0	Ecological index criteria			
		0	0	Stakeholder consultation FGDs			
Prioritized biodiversity finance solutions implemented: <i>Improving access to earmarked funds (Policy support to Malampaya Fund bill)</i>	Policy paper to articulate ecological index	0	0	Draft policy paper			Draft policy paper

Project Output	Indicators	Baseline		Targets		End of project Year: 2022
		2017	2018	2019	Cumulative	
Prioritized biodiversity finance solutions implemented: <i>Generating revenues for biodiversity programs and projects by tapping donations from individual donors</i>	Approved campaign (including use of revenue) and promotion plan for Kali by BMB	0	0	Stakeholder consultation/FGDs (including DENR & DILG) Vetted Kali campaign & promotion plan Beneficiary account/organization identified		
		0	0	"Donate" page for Kali in M&E platform At least 5 videos/stories for campaign At least 1 MOA	"Donate" page for Kali in M&E platform At least 5 videos/stories for campaign At least 3 MOAs	
		0	0	At least 1 MOA	At least 1 MOA	
		0	0	At least 1 MOA	At least 1 MOA	
		0	0	At least 1 MOA	At least 1 MOA	
		0	0	At least 1 MOA	At least 1 MOA	
		0	0	At least 1 MOA	At least 1 MOA	
		0	0	At least 1 MOA	At least 1 MOA	
		0	0	At least 1 MOA	At least 1 MOA	
		0	0	At least 1 MOA	At least 1 MOA	
Prioritized biodiversity finance solutions implemented: <i>Generating revenues for biodiversity programs and projects by tapping donations from Filipino migrants and overseas workers</i>	Amount of resources mobilized	0	0	₱5,000,000.00 MOA	₱5,000,000.00 MOA	₱30,000,000.00 MOA
	Partnership between the government through the Commission on Filipinos Overseas (CFO) and the provincial LGUs in identifying site-based projects and running campaigns on PBSAP programs	0	0	Identified repository of proceeds & projects At least 2 programs	Identified repository of proceeds & projects At least 2 programs	Identified repository of proceeds & projects At least 6 programs
	Repository of proceeds and beneficiary project/s	0	0	Identified repository of proceeds & projects At least 2 programs	Identified repository of proceeds & projects At least 2 programs	Identified repository of proceeds & projects At least 6 programs
	Number of biodiversity programs/projects ready for diaspora	0	0	At least 2 programs	At least 2 programs	At least 6 programs
	Number of partnerships with money transfer companies on developing a donation page on their website/money transfer process	0	0	At least 1 Partnership	At least 1 Partnership	At least 3 Partnerships
	Amount of resources raised	0	0	0	0	₱80,000,000.00
		0	0	0	0	
		0	4	6	10	27
		0	0	5	5	15
		0	0	5	5	15

Project Output	Indicators	Baseline			Targets		End of project Year: 2022
		2017	2018	2019	Cumulative		
towards biodiversity programs and projects	Number of biodiversity programs/projects ready for CSR	0	0	10	10	35	
	Number of MOAs on CSR (between corporate and DENR, NGO or LGU)	2	0	2	4	10	
Prioritized biodiversity finance solutions implemented: <i>Harness public-private partnership collaboration in the protected areas through policy development</i>	Amount of resources mobilized	PhPIM	0	Ph100,000,000.00	Ph100,000,000.00	Ph1,000,000,000.00	
	Proposed PPP policy to spell out the procedures and allowable modalities of utilization to ensure that biodiversity safeguards are in place	0	0	1	1	1	
	PPP options	0	0	0	0	1	
	Amount of resources mobilized	0	0	0	0	Ph1,000,000,000.00	
Prioritized biodiversity finance solutions implemented: <i>Impact investment</i>	Scoping study on the potential of impact investment in biodiversity conservation	0	0	Scoping study	Scoping study	Scoping study	
	Feasibility study that will consider ROI, turnover and management of app	0	0	FS	FS	FS	
	Functional app	0	0	App testing			
	App launch	0	0	Launch			
Prioritized biodiversity finance solutions implemented: <i>Creating new sources of revenues from sales receipts from gaming applications and peripherals</i>	Number of projects and beneficiaries for app revenues	0	0	At least 1 project supported	At least 1 project supported	At least 5 projects supported	
	App turnover	0	0	0	0		
	Amount of resources mobilized	0	0	0	Ph0.00	Ph2,000,000,000.00	
	Number of policy proposals/policies influenced by data on biodiversity finance, economic valuation and natural capital accounting	4	4	11	11	11	

PLANNED ACTIVITIES		2019				RESPONSIBLE PARTY	Donor Code**	PLANNED BUDGET		
List activity results and associated actions	Sub-activities	Activity Target	Q1	Q2	Q3			Q4	ATLAS/ Account Code	Description
<b>Subtotal Output 2.1 There is increased funding for biodiversity among national agencies</b>										
1. Develop Investment Programme for protected areas	Conduct Survey among PA managers	<ul style="list-style-type: none"> <li>Accomplished survey forms</li> </ul>					001981	12711	Travel	5,000.00
	Undertake stocktaking exercise to identify and evaluate ongoing investment programs that provide support to PAs in the country as basis of the PA investment program	<ul style="list-style-type: none"> <li>On-going investment programs for PAs</li> </ul>						71300	Local Individual Consultant	8,000.00
	Conduct work development work/writeshops including consultations with DENR	<ul style="list-style-type: none"> <li>At least 1 workshop/writeshop</li> </ul>	*	*	*	*				
	Conduct advocacy activities with Congress and Senate in preparation for budget presentation	<ul style="list-style-type: none"> <li>At least 1 meeting</li> </ul>	*	*	*	*		75700	Learning Cost	10,000.00
	Conduct related CEPA activities	<ul style="list-style-type: none"> <li>At least 1 CEPA activity/material</li> </ul>	*	*	*	*		74200	Audio Visual&Print Prod Costs	1,000.00
	Formulate policy on expenditure tagging	<ul style="list-style-type: none"> <li>Draft policy</li> </ul>	*				001981	12711	Travel	500.00
	Develop orientation design on expenditure tagging	<ul style="list-style-type: none"> <li>Orientation design</li> </ul>	*					75700	Learning Cost	5,000.00
	Conduct BD tagging exercises within DENR Regional Offices with Region 6,7 and Mimaropa as priorities	<ul style="list-style-type: none"> <li>Tagging exercises in 6 bureaus and 3 regions</li> </ul>	*	*	*	*		71300	Local Individual Consultant	5,000.00
	Process and analyze results c/o M&E & investment platform	<ul style="list-style-type: none"> <li>Tagging results reflected in M&amp;E platform</li> </ul>	*	*	*	*		74500	Miscellaneous	200.00
	Disseminate results of revised expenditure review	<ul style="list-style-type: none"> <li>At least 1 IEC material produced</li> </ul>	*	*	*	*				

PLANNED ACTIVITIES		2019				RESPONSIBLE PARTY	Donor Code**	PLANNED BUDGET	
List activity results and associated actions	Sub-activities	Activity Target	Q1	Q2	Q3			Q4	ATLAS/ Account Code
"Year of the PAs" Campaign	Develop and vet within the DENR a concept paper including promotions plan on the campaign	<ul style="list-style-type: none"> <li>Approved concept paper with promotions plan</li> </ul>	*				71300	Local Individual Consultant (MM)	9,000.00
	Partner with the DOT on the campaign	<ul style="list-style-type: none"> <li>Signed MOA/s</li> </ul>	*				75700	Learning Cost	10,000.00
	Prepare with a MOA between DENR and DOT specifying the framework for cooperation on the campaign, activities, identification of other partners, etc		*				71600	travel	5,000.00
	Partner with appropriate sector and media for the campaign		*	*	*	*	71300	Firm - for campaign organizer	30,000.00
	Select representative PA for the campaign	<ul style="list-style-type: none"> <li>List of selected PAs</li> </ul>	*				74200	publications, ads	1,000.00
	Implement the promotions plan and launch the campaign	<ul style="list-style-type: none"> <li>Documentation report/s</li> </ul>	*	*	*	*			
	Monitor campaign		*	*	*	*			
	Conduct review and analysis of DENR regional AWFP, RDP, RDIP	<ul style="list-style-type: none"> <li>Consultant's report on analysis of DENR regional AWFP, RDP, RDIP</li> </ul>	*				71300	Local Individual Consultant	7,500.00
	Conduct mainstreaming workshop/ regional targeting workshops	<ul style="list-style-type: none"> <li>At least 3 regional targeting &amp; budgeting workshops</li> </ul>		*	*	*	75700	Learning Cost	15,000.00
	Support the adoption of the RBSAPs	<ul style="list-style-type: none"> <li>Powerpoint presentation/s and/or appropriate</li> </ul>		*	*	*	71600 74500	Travel Miscellaneous	5,000.00 200.00

PLANNED ACTIVITIES		2019				RESPONSIBLE PARTY	Donor Code**	PLANNED BUDGET			
List activity results and associated actions	Sub-activities	Activity Target	Q1	Q2	Q3			Q4	ATLAS/ Account Code	Description	Amount US\$
Mainstreaming biodiversity in LGUs	Conduct review and analysis of LGUs' AWWP, RDP, and RDIP	IEC materials • Consultant's report on review and analysis of LGUs' AWWP, RDP, and RDIP	*					75700	Learning Cost	40,000.00	
	Conduct mainstreaming/regional targeting workshops	• 2 workshops/province		*	*						
	Workshops and other activities for the development of Local BSAP			*	*			71600	Travel, includes south-south and attendance of partners to the regional workshop	20,000.00	
	Prioritization workshop and development of priority BD programs										
	Roll out of BIOFIN methodology (2019-2020)	• 1 roll-out			*	*		71600	Local Consultant	9,000.00	
	Conduct workshops other related activities to develop Biodiversity Finance Plan	• 2 workshops/province				*	*				
	Policy support towards increased biodiversity funding among other government agencies and state colleges & universities	Develop a joint policy or executive order shall be prepared to institutionalize PBSAP implementation among other national agencies, specifically those identified as PBSAP implementers (based on Sec 40 of GAA)	• Draft policy	*				12711	71300	Local Consultant	8,000.00
		Expenditure tagging exercises in all agencies of Project Board members	• Tagging of biodiversity programs/projects	*	*	*			71600	Travel	5,000.00
		Expenditure tagging exercises in other relevant agencies and state universities and colleges		*	*	*			75700	Learning Cost	5,000.00

PLANNED ACTIVITIES		2019				RESPONSIBLE PARTY	Donor Code**	PLANNED BUDGET		
List activity results and associated actions	Sub-activities	Activity Target	Q1	Q2	Q3			Q4	ATLAS/ Account Code	Description
	Conduct CEPA	<ul style="list-style-type: none"> <li>• Documentation reports</li> <li>• Reports</li> </ul>	*	*	*	*				
	Track progress through M&E and collect evidence of actual tagged budget/activities			*	*	*	74500	Miscellaneous	200.00	
Environmental Trust Funds: Align with PBSAP	Align portfolios of FPE and FFP with PBSAP through workshops (include M&E capture)	<ul style="list-style-type: none"> <li>• Report</li> </ul>	*	*			001981	Learning Cost	1,000.00	
Environmental Trust Funds: Create a new or sub-fund	Prepare a feasibility study to assess efficiencies in creating a new biodiversity fund viz. creating a sub-fund to be managed either by FPE or PTEC	<ul style="list-style-type: none"> <li>• Feasibility report</li> </ul>	*	*	*	*	001981	Learning Cost	2,000.00	
	Organize a south-south workshop	<ul style="list-style-type: none"> <li>• Documentation report</li> </ul>					71600	Travel		
							71300	Local Individual Consultant	10,000.00	
<b>Subtotal Output 2.1</b>										
<b>Output 2.2 Finance solutions on empowering local governments are implemented</b>										
Improving access to earmarked funds (Energy Regulation 1-94)	Obtain list of LGUs in BD rich areas with substantial financial benefits	<ul style="list-style-type: none"> <li>• List of LGUs</li> </ul>	*				001981	Local Individual Consultant	3,000.00	
	Organize a forum to inform eligible parties on the availability of the fund (prioritize LGUs with BSAPs)	<ul style="list-style-type: none"> <li>• Documentation report</li> </ul>		*	*	*	71600	Travel	5,000.00	
							74200	publications, ads	500.00	
							75700	Learning Cost (13 workshops (1 per province)	10,000.00	
Increasing LGUs' sources of revenues for locally-managed protected and conservation areas	Conduct literature review of user fee system	<ul style="list-style-type: none"> <li>• Literature review</li> </ul>	*				001981	Travel	2,000.00	
	Select project sites	<ul style="list-style-type: none"> <li>• Selection criteria</li> <li>• Identified project site/s</li> </ul>	*							

PLANNED ACTIVITIES		2019				RESPONSIBLE PARTY	Donor Code**	PLANNED BUDGET	
List activity results and associated actions	Sub-activities	Activity Target	Q1	Q2	Q3	Q4	ATLAS/ Account Code	Description	Amount US\$
Improving access to earmarked funds (Policy support to Malampaya Fund bill)	Assess user fee system in selected project sites	<ul style="list-style-type: none"> <li>Assessment of user fee system</li> </ul>	*	*					
	Conduct consultation with stakeholders			*	*		75700	Learning Cost	5,000.00
	Assess feasibility			*	*				
	Consult with government and key stakeholder on the user fee system framework	<ul style="list-style-type: none"> <li>Final action plan</li> </ul>		*	*				
	Develop user fee action plan			*	*		71300	Local Individual Consultant	10,000.00
	Validate and finalize action plan					*			
	Implement user fee system	<ul style="list-style-type: none"> <li>LGU policy</li> <li>Project report</li> </ul>				*			
	M&E and document finance solution					*			
	Develop policy briefs and information materials	<ul style="list-style-type: none"> <li>Policy briefs and/or information materials</li> <li>Project reports</li> </ul>	<ul style="list-style-type: none"> <li>Policy briefs and/or information materials</li> <li>Project reports</li> </ul>	*	*	*			
	Attend Congressional hearings and related meetings				*	*	*	75700	Learning
Development of an ecological index to support realignment of national government budgets to local governments	Map existing system of budget allocations/transfers and formula applied	<ul style="list-style-type: none"> <li>Mapping of budget allocations/transfers</li> <li>Ecological index criteria</li> </ul>		*	*				
	Develop ecological index criteria based on best practices ideally linking any increase in allocation not only to existing needs but also results			*	*		71600	Travel, South-South with Bhutan	10,000.00
	Validate criteria with agencies and academe	<ul style="list-style-type: none"> <li>Validated criteria</li> <li>Policy brief</li> <li>Validated policy brief adoption</li> </ul>							
	Prepare a full policy brief with decision makers				*		71300	Local Individual Consultant (new)	10,000.00
	Organize consultations on the policy and formal adoption					*			
<b>Subtotal Output 2.2</b>								Learning Cost	6,000.00
									<b>62,900.00</b>



PLANNED ACTIVITIES		2019				RESPONSIBLE PARTY	Donor Code**	PLANNED BUDGET			
List activity results and associated actions	Sub-activities	Activity Target	Q1	Q2	Q3			Q4	ATLAS/ Account Code	Description	Amount US\$
<b>Output 2.3 Finance solutions on engaging the citizenry are implemented</b>											
Generating revenues for biodiversity programs and projects by tapping donations from individual donors	Develop and vet campaign including promotions plan and use of revenues with WRD, TCP and potential partner	<ul style="list-style-type: none"> <li>Approved campaign</li> </ul>	*				001981	12711	71300	MM, SC 1	8,000.00
	Determine the appropriate bank account and instrument for the repository of proceeds	<ul style="list-style-type: none"> <li>Identified repository of proceeds</li> </ul>	*						71600	Travel	2,500.00
	Develop the fundraising page in BIOFIN social media accounts, website and in the M&E and investment platform - KALI	<ul style="list-style-type: none"> <li>Functional "Donate" page</li> </ul>	*	*					74200	publications, ads	2,000.00
	Produce videos and stories to be released through social media	<ul style="list-style-type: none"> <li>Videos and stories for release</li> </ul>	*	*	*				75700	Learning Cost	8,000.00
	Launch campaign	<ul style="list-style-type: none"> <li>Functional "Donate" page</li> </ul>	*								
	Assess performance of the finance solution	<ul style="list-style-type: none"> <li>Assessment of finance solution</li> </ul>		*	*	*			71300	Audio Visual&Print Prod Costs (tie up with PR Firm)	20,000.00
	Same process for other campaigns until 2021			*	*	*					
	Determine mechanism for management of the proceeds	<ul style="list-style-type: none"> <li>Identified repository of proceeds</li> </ul>	*				001981	12711	71300	Local Individual Consultant - MM	10,000.00
	Facilitate the partnerships between the govt through CFO and the provincial LGUs in identifying site-based projects and running campaigns	<ul style="list-style-type: none"> <li>MOAs</li> </ul>			*	*			71600	Travel	2,000.00
	Commence discussions with the CFO to assess feasibility of channeling some of the donations from overseas	<ul style="list-style-type: none"> <li>Feasibility of biodiversity programs in CFO portfolio</li> </ul>	*						74200	Audio Visual&Print Prod Costs	2,500.00

PLANNED ACTIVITIES				2019				PLANNED BUDGET			
List activity results and associated actions	Sub-activities	Activity Target	Q1	Q2	Q3	Q4	RESPONSIBLE PARTY	Donor Code**	ATLAS/ Account Code	Description	Amount US\$
Apps - Creating new sources of revenues from sales receipts from gaming applications and peripherals	Filipinos to BD-related programs										
	Develop programs/projects for diaspora	• List of projects	*	*	*	*					
	Work with money-transfer companies on developing a donations page on their website/money transfer process	• MOAs	*	*	*	*			75700	Learning Cost	1,000.00
	Develop and implement promotions plan	• Resources mobilized	*	*	*	*			74500	Miscellaneous	200.00
	Implement campaigns		*	*	*	*					
	Institute M&E system		*	*	*	*					
	Conduct a feasibility study that will determine the market for the planned app (number of potential buyers, pricing, type of mobile device, competition) start 2019	• Feasibility study		*				001981	71300	Local Individual Consultant	30,000.00
	Determine institutional arrangements with respect to monitoring of proceeds	• Approved institutional arrangements		*							
	Design the mobile app which includes app development and testing	• Functional app		*							
	Launch the app										
Deploy proceeds											
Turnover ownership/management of app	• MOA					*				Learning Cost	5,000.00
<b>Subtotal Output 2.3</b>											<b>91,200.00</b>
<b>Output 2.4 Finance solution on engaging the private sector is implemented</b>											
Realigning corporate social responsibility (CSR) funds towards biodiversity programs and projects	Introduce PBSAP to corporates/foundations	• At least 3 meetings with corporates	*	*	*	*	001981	12711	71300	Local Individual Consultant	8,000.00
	Align and/or brand with PBSAP programs	• Programs branded as	*	*	*	*					

PLANNED ACTIVITIES		2019				RESPONSIBLE PARTY	Donor Code**	PLANNED BUDGET		
List activity results and associated actions	Sub-activities	Activity Target	Q1	Q2	Q3			Q4	ATLAS/ Account Code	Description
List activity results and associated actions	Prepare a menu of programs/projects for CSR	contributing to PBSAP	*	*	*	*	71600	Travel	2,000.00	
	As applicable, facilitate MOAs with DENR, NGOs towards alignment of PBSAP actions with CSR	• Proposals for CSR from NGOs • MOAs	*	*	*	*				
	Disseminate press releases	• Media pickups	*	*	*	*	75700	Learning Cost	3,000.00	
	Organize special events	• Documentation reports	*	*	*	*	74500	Miscellaneous	200.00	
	Conduct M&E	• Resources mobilized	*	*	*	*				
	Develop a PPP policy for PAs	• Draft policy	*				71300	Local Individual Consultant	5,000.00	
	Develop a module of PPP options for possible implementation	• PPP options		*	*	*	75700	Learning Cost	1,000.00	
	Gather baseline data on the demand by investors for impact investment projects in the Philippines	• Baseline data on demand for impact investments	*				71300	Local Individual Consultant	8,000.00	
	Set-up clear parameters for what would constitute a viable impact opportunity	• Parameters for viable impact investment opportunities			*					
	Map potential project holders and solicit proposals for investors (2020)						75700	Learning Cost	2,000.00	
Analyze the feasibility of proposals										
Organize a forum to gather potential investors and project holders						74500	Misc	200.00		

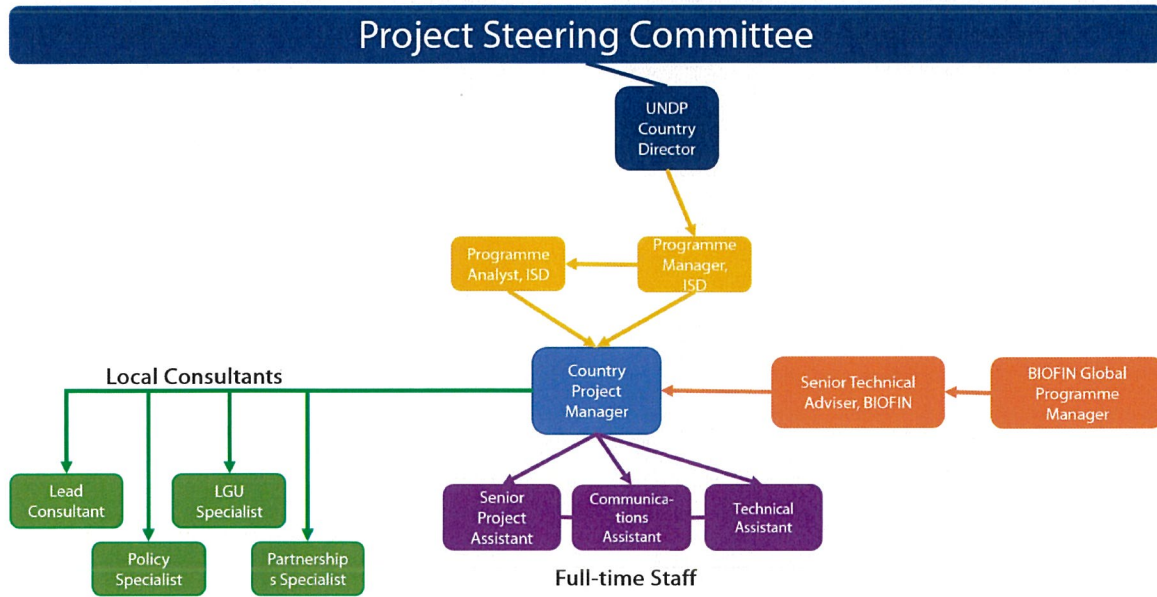
PLANNED ACTIVITIES				2019				PLANNED BUDGET			
List activity results and associated actions	Sub-activities	Activity Target	Q1	Q2	Q3	Q4	RESPONSIBLE PARTY	Donor Code**	ATLAS/ Account Code	Description	Amount US\$
	Continue networking and other support activities Conduct M&E										
<b>Subtotal Output 2.4</b>											
<b>Output 2.5 Implementation of other finance mechanisms identified</b>											
1. Provide support to PGRABS bill and EO	Attend pertinent meetings	• Contribute to approval of proposed policies	*	*	*	*	001981	12711	71300	Local Individual Consultant	5,000.00
2. Provide support to the policy on integrating biodiversity conservation in mining and other mandated funds			*	*	*	*			71600	Travel	500.00
3. Provide support to the Wildlife Bill, Water Bill and ITPGRFA			*	*	*	*					
4. Provide IEC support to legislative agenda	Develop and disseminate appropriate IEC materials	• IEC materials	*	*	*	*			75700	Learning Cost	1,000.00
5. Develop gender programs	Introduce and implement gender initiatives	• Gendered BIOFIN project components	*	*	*	*			74500	Miscellaneous	500.00
<b>Subtotal Output 2.5</b>											
<b>Output 2.6 Develop M&amp;E system (that captures both technical and finance components of the PBSAP)</b>											
1. Scoping for platform specifications and requirements	Formulate MOA among UNDP, ADEC and BMB for the M&E platform	• MOA among UNDP, ADEC & BMB	*				001981	12711	75700	Learning Cost	500.00
2. Platform Development	Populate platform based on design and specifications	• Populated platform	*	*	*	*					
3. User Acceptance Testing		• BMB approval of platform	*								
4. Platform Launch				*					71300	Local Individual Consultant	5,000.00
5. Capacity Building on the use of the application	Conduct training for BMB staff	• Knowledge transfer on platform			*	*					
<b>Subtotal Output 2.6</b>											
<b>Output 2.7 Establish the Friends of PBSAP (FoP)</b>											
<b>Subtotal Output 2.7</b>											
<b>5,500.00</b>											

PLANNED ACTIVITIES						2019				PLANNED BUDGET		
List activity results and associated actions	Sub-activities	Activity Target	Q1	Q2	Q3	Q4	RESPONSIBLE PARTY	Donor Code**	ATLAS/Account Code	Description	Amount US\$	
1. Develop TOR for FOP	Consult TOR with NGOs	• TOR	*	*	*	*	001981	12711	75700	Learning Cost	5,000.00	
2. Draft MOA/MOU		• MOAs	*	*	*	*			71300	Local Individual Consultant		
3. Launch FOP				*	*	*			71600	Travel	2,500.00	
4. Conduct capacity building for FOP		• Documentation reports	*	*	*	*						
5. Conduct strategic planning workshop for SGP hubs		• Strategic plan		*	*	*						
<b>Subtotal Output 2.7</b>											7,500.00	
<b>Subtotal Implementation of Finance Solutions:</b>											<b>USD 421,100.00</b>	
<b>Grand Total:</b>											<b>USD 579,800.00</b>	

ATLAS/Account Budget Code and Description	Planned 2019 (USD)
71200 International Consultants	-
71300 Local Consultants	2,500.00
71400 Contractual Services - Individuals	82,000.00
71600 Travel	15,000.00
72100 Contractual services companies	-
72400 Communications	5,000.00
72500 Supplies	2,500.00
72800 ICT equipment	5,000.00
73100 Rent and maintenance	-
74200 Audio Visual   Print Prod Costs	1,200.00
74500 Miscellaneous	-
75700 Learning	25,500.00
64397 DPC - Staff	15,500.00

ATLAS/Account Budget Code and Description	Planned 2019 (USD)
74598 - DPC - GOE	4,500.00
<b>Subtotal Act. PMC</b>	<b>158,700.00</b>
71300 Local Consultants	200,500.00
71400 Contractual Services - Individuals	-
71600 Travel	76,000.00
74200 Audio Visual & Print Prod Costs	7,200.00
74500 Miscellaneous	1,700.00
75700 Workshops	135,700.00
<b>Subtotal Finance Solutions</b>	<b>421,100.00</b>
<b>Total Country Programmable Funds:</b>	<b>579,800.00</b>
<b>Output GMS chargeable:</b>	<b>46,384.00</b>
<b>Atlas Output Total:</b>	<b>626,184.00</b>

## II. MANAGEMENT ARRANGEMENTS



### III. MONITORING AND EVALUATION PLAN

#### Monitoring Plan

Expected Results (Outcome & Output)	Indicators	Data Collection Methods	Time or Schedule and Frequency	Means of Verification: Data Source and Type	Responsibilities	Resources	Risks and assumptions
Effective advocacy and partnership strategy in place	Number of stakeholders with increased basic knowledge on the specific finance solution by participating in trainings, workshops, Project Board and TWG meetings, partnerships events and meetings (events hosted/organized by BIOFIN and events where BIOFIN is speaker disaggregated by sex	Attendance sheets	Quarterly	Attendance sheets	Senior Program Assistant; Project Manager	\$1,476.19	Changes in administration may affect representation in Project Board and participation in project-related activities
	Number of stakeholders with increased practitioner knowledge on the specific finance solution through direct participation to the implementation of the finance solution (participation in technical workshops) (disaggregated by sex)	Attendance sheets	Quarterly	Attendance sheets	Senior Program Assistant; Project Manager		Participants may hold jobs that are not related to financing  Trained personnel may be transferred to other positions that may not make use of the trainings  Willingness of partner/stakeholder to lead implementation of finance solutions

Expected Results (Outcome & Output)	Indicators	Data Collection Methods	Time or Schedule and Frequency	Means of Verification: Data Source and Type	Responsibilities	Resources	Risks and assumptions
Knowledge management infrastructure in place to generate and share knowledge on biodiversity finance	Number of followers/viewers of BIOFIN social media (Facebook, Twitter, Instagram) and website	Data analytics	Quarterly	Data analytics report	IEC assistant; Project Manager	\$1,476.19	Waning interest of followers Non-maintenance of social media sites
	Number of communication, education and public awareness (CEPA) activities organized/participated in	Attendance sheets	Quarterly	Attendance sheets	IEC assistant; Project Manager		Messaging may not be clear Low interest of target population/sector to participate in activities
	Number of communication, education and public awareness (CEPA) materials	Project reports	Quarterly	Project reports	IEC assistant; Project Manager		
	Number of media (TV, radio, broadsheet) pickups	Project reports	Quarterly	Project reports	IEC assistant; Project Manager		



Expected Results (Outcome & Output)	Indicators	Data Collection Methods	Time or Schedule and Frequency	Means of Verification: Data Source and Type	Responsibilities	Resources	Risks and assumptions
	Functional M&E and investment platform for PBSAP & BIOFIN		Quarterly		Lead Consultant; Project Manager		Hard and software requirements may not be met by BMB and/or DENR Low interest from NGOs, academe to populate the platform Low interest from NGOs and other organizations to participate as potential recipients of donations Low capacity for platform management
Prioritized biodiversity finance solutions implemented: Developing an investment program for protected areas	Implementing Rules and Regulations for the ENIPAS	Project reports	Quarterly	Project reports	Policy specialist; Project Manager	\$1,476.19	Appropriate participants to the consultations are absent Process flow may not be able to capture all inputs Lack of updated information
	Program for protected areas for submission to the DBM	Consultant reports	Quarterly	Consultant reports	Lead consultant; Project Manager		
	Amount of new government financing mobilized	Consultant reports	Quarterly	Consultant reports	Lead consultant; Project Manager		Low interest of stakeholders to contribute information
Prioritized biodiversity finance solutions implemented: "Year of the PAs" Campaign	Visitation rates for selected PAs	Consultant reports	Quarterly	Consultant reports	Partnerships specialist; Project Manager	\$1,476.19	Low support from BMB, DENR & DOT, Low media pick-up, Media reach may not translate to visits

Expected Results (Outcome & Output)	Indicators	Data Collection Methods	Time or Schedule and Frequency	Means of Verification: Data Source and Type	Responsibilities	Resources	Risks and assumptions
	Amount of site-based revenue generated for selected PAs	Consultant reports	Quarterly	Consultant reports	Partnerships specialist; Project Manager		Visitor data is not captured accurately
	Number of MOAs signed with other stakeholders, as applicable	Consultant reports	Quarterly	Consultant reports	Partnerships specialist; Project Manager		
Prioritized biodiversity finance solutions implemented: Realign expenditures at the DENR – improving biodiversity expenditure reporting at the DENR	Proposed policy (administrative order or technical bulletin) on biodiversity expenditure tagging	Consultant reports	Quarterly	Consultant reports	Policy specialist; Project Manager	\$1,476.19	DENR is not receptive to this policy
	Number of orientations conducted on expenditure tagging for the Technical Secretariat	Consultant reports	Quarterly	Consultant reports	Lead consultant; Project Manager		Appropriate participants may not be able to attend trainings
Prioritized biodiversity finance solutions implemented: Mainstreaming biodiversity in the regional programs of the Department of Environment and Natural Resources (DENR)	Budget shift towards biodiversity priorities within the DENR	Consultant reports	Quarterly	Consultant reports	Lead consultant; Project Manager		Slow take up by the DENR on expenditure tagging
	Number of DENR regional BSAPs	Consultant reports	Quarterly	Consultant reports	Lead consultant; Project Manager	\$1,476.19	Low support from DENR regional offices
Prioritized biodiversity finance solutions implemented: Mainstreaming biodiversity in LGUs	Annual budgets contributing to the PBSAP implementation	Consultant reports	Quarterly	Consultant reports	Lead consultant; Project Manager		
	Number of locally-prepared biodiversity strategy and action plans (BSAP) and finance plans	Consultant reports	Quarterly	Consultant reports	Lead consultant; Project Manager	\$1,476.19	Low support from LGUs Limited capacities

Expected Results (Outcome & Output)	Indicators	Data Collection Methods	Time or Schedule and Frequency	Means of Verification: Data Source and Type	Responsibilities	Resources	Risks and assumptions
	Annual budgets contributing to the PBSAP implementation	Consultant reports	Quarterly	Consultant reports	Lead consultant; Project Manager		
	Number of finance solutions implemented with BIOFIN assistance	Consultant reports	Quarterly	Consultant reports	Lead consultant; Project Manager		
	Roll out of BIOFIN methodology	Consultant reports	Quarterly	Consultant reports	Lead consultant; Project Manager		
Prioritized biodiversity finance solutions implemented: Policy support towards increased biodiversity funding among other government agencies and state colleges & universities	Draft joint policy to institutionalize PBSAP among other national government agencies specifically those identified as PBSAP implementers	Consultant reports	Quarterly	Consultant reports	Policy specialist; Project Manager	\$1,476.19	
	Expenditure tagging exercises in all agencies of Project Board members	Consultant reports	Quarterly	Consultant reports	Mainstreaming consultant; Project Manager		
	Expenditure tagging exercises in other relevant agencies and state universities and colleges	Consultant reports	Quarterly	Consultant reports	Mainstreaming consultant; Project Manager		

Expected Results (Outcome & Output)	Indicators	Data Collection Methods	Time or Schedule and Frequency	Means of Verification: Data Source and Type	Responsibilities	Resources	Risks and assumptions
	Annual budgets contributing to PBSAP implementation	Consultant reports	Quarterly	Consultant reports	Mainstreaming consultant; Project Manager		Low awareness on biodiversity among other government agencies and state colleges and universities Lack of biodiversity programs/projects Low political will to increase funding for biodiversity
Prioritized biodiversity finance solutions implemented: Alignment of environmental trust funds with PBSAP	Number of PBSAP programs/projects implemented	Consultant reports	Quarterly	Consultant reports	Lead consultant; Project Manager	\$1,476.19	Priorities of trust funds may not match PBSAP priorities
	Amount of funding available for PBSAP priority programs	Consultant reports	Quarterly	Consultant reports	Lead consultant; Project Manager		
Prioritized biodiversity finance solutions implemented: Feasibility study on creation of a new conservation trust fund or utilization/adjustments made to current trust funds	Feasibility study	Consultant reports	Quarterly	Consultant reports	Consultant; Project Manager	\$1,476.19	No qualified applicants; Cost of consultant may not match budget; Data may not be readily available; Non-cooperation of concerned parties; Low turnout; Appropriate stakeholders may not be able to attend
	Action plan to implement FS results	Consultant reports	Quarterly	Consultant reports	Consultant; Project Manager		
Prioritized biodiversity finance solutions implemented: Increasing LGUs' sources of revenues for locally-managed protected and conservation areas	Environmental fee system feasibility study framework & action plan	Consultant reports	Quarterly	Consultant reports	Lead Consultant; Project Manager	\$1,476.19	Data may not be readily available; Fee system may not be feasible; Low political support
	Environmental fee system in selected project sites	Consultant reports	Quarterly	Consultant reports	Lead Consultant; Project Manager		

Expected Results (Outcome & Output)	Indicators	Data Collection Methods	Time or Schedule and Frequency	Means of Verification: Data Source and Type	Responsibilities	Resources	Risks and assumptions
Prioritized biodiversity finance solutions implemented: Improving access to earmarked funds (Energy Regulation 1-94)	List of LGUs in biodiversity-rich areas with substantial financial benefits	Consultant reports	Quarterly	Consultant reports	Consultant; Project Manager	\$1,476.19	
	Forum to inform eligible parties (prioritize LGUs with BSAPs) on the availability of the fund	Consultant reports	Quarterly	Consultant reports	Consultant; Project Manager		Low interest among LGUs and power generating companies
	Number of proposals submitted to power generating companies	Consultant reports	Quarterly	Consultant reports	Consultant; Project Manager		Low interest on biodiversity among eligible LGUs
Prioritized biodiversity finance solutions implemented: Improving access to earmarked funds (Policy support to Malampaya Fund bill)	Number of policy briefs, information materials developed for Malampaya Fund	Consultant reports	Quarterly	Consultant reports	Policy specialist; Project Manager	\$1,476.19	Congress may not prioritize this bill
	Number of consultations conducted for Malampaya Fund	Consultant reports	Quarterly	Consultant reports	Policy specialist; Project Manager		
	Policy paper to articulate ecological index	Consultant reports	Quarterly	Consultant reports	Consultant; Project Manager		Lack of data; Appropriate persons may not be able to attend consultation; Appropriate persons may not be able to attend consultation; Low interest in DENR and DILG
Prioritized biodiversity finance solutions implemented: Development of an ecological index to support realignment of national government budgets to local governments	Approved campaign (including use of revenue) and promotion plan for Kali by BMB	Consultant reports	Quarterly	Consultant reports	Partnerships specialist; Project Manager	\$1,476.19	Low interest from NGOs and BMB
Prioritized biodiversity finance solutions implemented: Generating revenues for biodiversity		Consultant reports	Quarterly	Consultant reports			

Expected Results (Outcome & Output)	Indicators	Data Collection Methods	Time or Schedule and Frequency	Means of Verification: Data Source and Type	Responsibilities	Resources	Risks and assumptions
programs and projects by tapping donations from individual donors	Number of MOAs for campaigns launched with other NGOs	Consultant reports	Quarterly	Consultant reports	Partnerships specialist; Project Manager		
	Amount of resources mobilized	Consultant reports	Quarterly	Consultant reports	Partnerships specialist; Project Manager		
Prioritized biodiversity finance solutions implemented: Generating revenues for biodiversity programs and projects by tapping donations from Filipino migrants and overseas workers	Partnership between the government through the Commission on Filipinos Overseas (CFO) and the provincial LGUs in identifying site-based projects and running campaigns on PBSAP programs	Consultant reports	Quarterly	Consultant reports	Partnerships specialist; Project Manager	\$1,476.19	Low interest from CFO; Low interest from money transfer companies; Commission on Filipinos Overseas may not be receptive to biodiversity programs/projects
	Repository of proceeds and beneficiary project/s	Consultant reports	Quarterly	Consultant reports	Partnerships specialist; Project Manager		
	Number of biodiversity programs/projects ready for diaspora	Consultant reports	Quarterly	Consultant reports	Partnerships specialist; Project Manager		
	Number of partnerships with money transfer companies on developing a donation page on their website/money transfer process	Consultant reports	Quarterly	Consultant reports	Partnerships specialist; Project Manager		
Amount of resources raised	Consultant reports	Quarterly	Consultant reports	Partnerships specialist;			

Expected Results (Outcome & Output)	Indicators	Data Collection Methods	Time or Schedule and Frequency	Means of Verification: Data Source and Type	Responsibilities	Resources	Risks and assumptions	
<p>Prioritized biodiversity finance solutions implemented: Realigning corporate social responsibility (CSR) funds towards biodiversity programs and projects</p> <p>Prioritized biodiversity finance solutions implemented: Harness public-private partnership collaboration in the protected areas through policy development</p>	Number of meetings corporates/foundations to introduce PBSAP	Consultant reports	Quarterly	Consultant reports	Project Manager Partnerships specialist; Project Manager	\$1,476.19	Low interest from corporates	
	Number of CSR initiatives branded as PBSAP programs	Consultant reports	Quarterly	Consultant reports	Partnerships specialist; Project Manager			
	Number of biodiversity programs/projects ready for CSR	Consultant reports	Quarterly	Consultant reports	Partnerships specialist; Project Manager			
	Number of MOAs on CSR (between corporate and DENR, NGO or LGU)	Consultant reports	Quarterly	Consultant reports	Partnerships specialist; Project Manager		Low interest of corporates	
	Amount of resources mobilized	Consultant reports	Quarterly	Consultant reports	Partnerships specialist; Project Manager		Readiness of DENR and NGOs to enter into partnerships Private sector may have programs of their own	
	Proposed PPP policy to spell out the procedures and allowable modalities of utilization to ensure that biodiversity safeguards are in place	Consultant reports	Quarterly	Consultant reports	Consultant reports	Lead consultant; Project Manager	\$1,476.19	Low support for enabling policy
	PPP options	Consultant reports	Quarterly	Consultant reports	Lead consultant; Project Manager			
	Amount of resources mobilized	Consultant reports	Quarterly	Consultant reports	Consultant reports	Lead consultant; Project Manager		Low interest from private sector

Expected Results (Outcome & Output)	Indicators	Data Collection Methods	Time or Schedule and Frequency	Means of Verification: Data Source and Type	Responsibilities	Resources	Risks and assumptions
Prioritized biodiversity finance solutions implemented: Impact investment	Scoping study on the potential of impact investment in biodiversity conservation	Consultant reports	Quarterly	Consultant reports	Lead consultant; Project Manager	\$1,476.19	
	Feasibility study that will consider ROI, turnover and management of app	Consultant reports	Quarterly	Consultant reports	Game developer; Project Manager	\$1,476.19	
Prioritized biodiversity finance solutions implemented: Creating new sources of revenues from sales receipts from gaming applications and peripherals	Functional app	Consultant reports	Quarterly	Consultant reports	Game developer; Project Manager		
	App launch	Consultant reports	Quarterly	Consultant reports	Game developer; Project Manager		
	Number of projects and beneficiaries for app revenues	Consultant reports	Quarterly	Consultant reports	Game developer; Project Manager		
	App turnover	Consultant reports	Quarterly	Consultant reports	Game developer; Project Manager		
	Amount of resources mobilized	Consultant reports	Quarterly	Consultant reports	Game developer; Project Manager		Low interest from potential gamers
		Consultant reports	Quarterly	Consultant reports	Policy specialist; Project Manager		Low priority in Congress Low buy-in from concerned agency
Prioritized biodiversity finance solutions implemented	Number of policy proposals/policies influenced by data on biodiversity finance, economic valuation and natural capital accounting	Consultant reports	Quarterly	Consultant reports		\$1,476.19	



## Evaluation Plan

Evaluation Title	Partners (if joint)	Related Strategic Plan Output	PFSD/CPD Outcome	Planned Completion Date	Key Evaluation Stakeholders	Cost and Source of Funding
Project Mid-Term Evaluation	Ministry of...	4.2	2	June 2018	Ministry of... DFID, UNDP	\$50,000, project budget

## Monitoring & Evaluation Budget

### Total Budget on Monitoring in Reporting Year

*Guidance: Costs associated with UNDP/project staff, consultants, project partners, supporting national statistical systems in designing project specific data collection methodologies (qualitative and quantitative), monitoring methods including stakeholder surveys and other qualitative methods, collection of data, analysis and dissemination of the findings to inform a project, either with project partners or to fulfill specific UNDP/project requirements (preferably the former).*

USD 31,000.00

Total budget on Decentralized Evaluations in Reporting Year (Mid Term / Final)

*Guidance: Costs associated in designing, implementing and disseminating evaluations for specific projects*

*Enter amount*

---

**IV. ANNUAL PROCUREMENT PLAN (SEE SEPARATE WORKSHEET) - INDICATE FIELDS / INFORMATION NEEDED**

V. RISK LOG

No	Description	Date Identified	Type	Status	Countermeasures/Management Response (What actions have been taken/will be taken to counter this risk)
1	Transfer of PSF Secretariat to DBP and slow action in reviewing proposal of Cavite	July 2017	Organizational	Materialized, high-level risk. Non-action by the PSF Secretariat results into no resources mobilized for this finance solution.	BIOFIN has met with the DBP during the first quarter which is now the PSF Secretariat to follow up and to offer assistance in revising other proposals.
2	Readiness of government/local government for private sector partnership	January 2017 (TEFI) November 2017 (Smart Communications)	Organizational	Materialized, medium-level risk. Although TEFI has committed to multi-year support for the 2 protected areas, the very slow response of park staff to prepare documentary requirements may affect TEFI's decision to further support these PAs. The same is being experienced by Smart Communications on the MOA signing with the provincial government of Occidental Mindoro on the use of BioSentinel, a mobile app for biodiversity monitoring.	BIOFIN is in constant communication with TEFI and the provincial government of Occidental Mindoro so that issues that may arise can easily be addressed.
3	Slow progress on PPP component due to full schedule of NPD	January 2018	Organizational	Materialized, medium-level. The last meeting with the PPP Center was in January with the agreement that a one-day PPP 101 session be conducted for BMB in February. This did not happen and NPD informed BIOFIN that their availability for such will be in August.	BIOFIN will still pursue this activity with PPP Center and with NPD.

4	Procurement	September 2018	Organizational	New, high risk level. Two days prior to the workshop with the provinces of Cebu and Negros, there was no venue. This caused a lot of anxiety and stress to the project team.	In future activities, PMO will do all canvassing to ensure smooth conduct of project activities. However, this will entail additional expense.
5	Travel	September 2018	Organizational	New, high risk level. A member of the project team was not able to join the Cebu and Negros workshop because her travel authority was not signed although it was submitted on time.	Alternative signatories should be identified.

## Procurement Plan - 2019

<b>Project Title:</b>	<b>BIODIVERSITY FINANCE INITIATIVE</b>
<b>Project Type :</b>	<b>DIM</b>
<b>Date Prepared:</b>	<b>December 23, 2018</b>

**Instructions:**

Please include ONLY the procurement items that will be done by UNDP (i.e., DIM project needs, Management project needs, CO support-to-NIM projects and UN Agency service requirements

Atlas Project ID No.	Category (Identify if Goods, IC, Civil Works, Recurring Cost, Consulting Services)	Brief Description of goods, services or works required	Unit of Measure	Quantity	Estimated Unit Price in USD	Estimated Total Price in USD	Requested delivery date (for goods and works) or start of services (if services)	Target Date for the Submission of TOR/Specs/SOWs to Procurement Team	Delivery Location (for goods)	Home-based (Yes or No, if consulting services)	Duty Station (if consulting services)
108629	IC	Lead Consultant	person	1	\$ 60,000.00	\$ 60,000.00	August-19	October-19		Yes	DENR BMB
108629	IC	Policy Expert	person	1	\$ 10,000.00	\$ 10,000.00	August-19	October-19		Yes	DENR BMB
108629	IC	Workshop Documenter	person	2	\$ 2,000.00	\$ 4,000.00				Yes	DENR BMB
108629	IC	Workshop Facilitator	person	1	\$ 2,000.00	\$ 2,000.00				Yes	DENR BMB
108629	IC	Events Coordinator	firm	2	\$ 10,000.00	\$ 20,000.00				Yes	DENR BMB
108629	IC	Partnerships Specialist	person	1	\$ 20,000.00	\$ 20,000.00				Yes	DENR BMB
108629	Goods	IT Supplies (Laptop and software)	number	1	\$ 1,500.00	\$ 1,500.00	January-19	January-19	BIOFIN Office		DENR BMB
108629	IC	LGU Specialist	person	1	\$ 3,000.00	\$ 3,000.00	June-19	May-19		Yes	DENR BMB
108629	IC	Campaign Firm	firm	1	\$ 40,000.00	\$ 40,000.00	February-19	January-19		Yes	DENR BMB
108629	IC	Mainstreaming Expert	person	1	\$ 15,000.00	\$ 15,000.00	February-19	January-19		Yes	DENR BMB
108629	IC	Trust Funds Expert	person	1	\$ 15,000.00	\$ 15,000.00	February-19	January-19		Yes	DENR BMB
108629	Goods	Venue (BIOFIN Learning Event)		1	\$ 5,000.00	\$ 5,000.00	February-19	January-19	Clark	Yes	DENR BMB
108629	Goods	Venue (Midyear Assessment)		1	\$ 5,000.00	\$ 5,000.00	June-19	April-19	Clark		
108629	Goods	Venue (Yearend Assessment)		1	\$ 5,000.00	\$ 5,000.00	November-19	October-19	Clark		
108629	Goods	Venue		10	\$ 5,000.00	\$ 50,000.00	*	*			
108629	Goods	Venue		3	\$ 10,000.00	\$ 30,000.00	*	*			
108629	Goods	Advocacy Materials	lot	1	\$ 5,000.00	\$ 5,000.00	*	*			

\* Note: Schedule is still indicative

Submitted by:

Noted by:

**Kamille Jan Trillanes-Rosales**  
Sr. Project Assistant, BIOFIN

**Floradema Eleazar**  
Programme Manager, ISD

## Annex 1

### Biodiversity Finance Initiative Results Framework

<p><b>Outcome (UNDP Strategic Plan 2018-2021): Accelerate structural transformations for sustainable development</b></p> <p><b>Applicable signature solutions from UNDP Strategic Plan</b></p> <p><b>Primary Contribution:</b></p> <ul style="list-style-type: none"> <li>Signature Solution 4: Promotion of nature-based solutions for a sustainable planet</li> </ul> <p><b>Secondary Contribution:</b></p> <ul style="list-style-type: none"> <li>Signature Solution 2: Strengthening effective accountable and inclusive governance</li> <li>Signature Solution 6: Strengthen gender equality</li> </ul>
--

Expected Outputs	Indicators	Baseline				Targets			Risks
		2017	2018	2019	2020	2021	2022		
Effective advocacy and partnership strategy in place	Number of stakeholders with increased basic knowledge on the specific finance solution by participating in trainings, workshops,	45 (M-11; F-34) <sup>1</sup>		25% increase from previous year	25% increase from previous year	10% increase from previous year	10% increase from previous year	Changes in administration may affect representation in Project Board and participation in project-related activities	

<sup>1</sup> 1. Dept. of Environment & Natural Resources (Usec Leones, ASec Cora); 2. National Economic & Development Authority (AD Diane Maharjan, Jane de la Rosa); 3. Dept. of Finance (John, Megan); 4. Dept. of Agriculture (Wendy); 5. Dept. of Social Welfare and Development; 6. Dept. of Public Works and Highways (Virginia); 7. Dept. of Budget & Management (Wilma, Cecilia); 8. Dept. of Energy; 9. Climate Change Commission (Cari) 10. DA-Bureau of Fisheries & Aquatic Resources (Sandy); 11. DENR-Biodiversity Management Bureau (Neneng, Adele, Nancy, Winnie, Chelina); 12. DENR-Forest Management Bureau (Bert Lansigan); 13. Foreign-assisted Projects Service (Dir Domingo, Madel) 14. Policy and Planning Service (Monina); 15. DENR-Mines & Geosciences Bureau (Roland); 16. Philippine Statistics Authority (ASec Vivian); 17.

	149 (M-66; F-83) <sup>2</sup>			Project Board and TWG meetings, partnerships events and meetings (events hosted/organized by BIOFIN and events where BIOFIN is speaker disaggregated by sex	
--	-------------------------------	--	--	---	--

<sup>2</sup> National Commission on Indigenous Peoples (Dir Jeanette); 18. United Nations Development Programme (Gara, Titon, Folley); 19. Office of Congresswoman Josephine Ramirez-Sato (Cong Sato, Rachel Morala); 20. Haribon Foundation (Belinda de la Paz); 21. Declaration of Cooperation (M-5, F-10);

2 1. Dept. of Environment & Natural Resources (Usec Leones); 2. National Economic & Development Authority (Dir Nieva Natural, AD Diane, Jane); 3. Dept. of Finance (John Narag, Lhaxie Villaroya, Hannah Go); 4. Dept. of Agriculture (U-Nichols Manalo); 5. Dept. of Social Work and Community Development (Dir Christian Deloria, Amelita Micu); 6. Dept. of Public Works and Highways (Virginia Rambayon, Kelvin Mamitag); 7. Dept. of Budget & Management (Cecilia Abogado, Virginia Medrano); 8. Dept. of Energy; 9. Climate Change Commission (Carl Espenesin, Gemma Cunanan, Elaine Borejon, Azriel Valdez) 10. DA-Bureau of Fisheries & Aquatic Resources (Sandy Arcamo); 11. DENR-Biodiversity Management Bureau (Neneng, Adele, Nancy, Winnie, Cheline Abuel); 12. DENR-Forest Management Bureau (Bert Lansigan, Charlotte Anne Lirio); 13. Foreign-assisted Projects Service (Dir Ludy Wagan, Madel Villalon, Conrad Bravante, Michelle Yu) 14. Policy and Planning Service (Monina); 15. DENR-Mines & Geosciences Bureau (Roland Fernandez, Kevin Latiza); 16. Philippine Statistics Authority (Asec Vivian); 17. National Commission on Indigenous Peoples (Dir Jeanette Florita, Gillian Dulnuan); 18. United Nations Development Programme (Gara, Titon, Folley); 19. Office of Congresswoman Josephine Ramirez-Sato (Cong Sato, Rachel); 20. Haribon Foundation (Beechie, Ditto); 21. Philippine Business for the Environment (Bonar Laureto); 22. Dept. of the Interior and Local Government (Jennifer Galorport, Evelyn Castro); 23. ASEAN Centre for Biodiversity (Amiel Sarnei); 27. DENR Region 7 (CDD Chief Mario Aragon, Lorenz Esmero); 28. Asia Pacific Coral Reef Congress (M-25; F-25); 29. PEMSEA East Asian Seas Congress (M-25; F-25)

	Number of stakeholders with increased practitioner knowledge on the specific finance solution through direct participation to the implementation of the finance solution (participation in technical workshops) (disaggregated by sex)	223 (M-106; F-117) <sup>3</sup>	103 (M-38; F-65) <sup>4</sup>	5% increase from the cumulative value of the previous year	5% increase from the cumulative value of the previous year	5% increase from the cumulative value of the previous year	Participants may hold jobs that are not related to financing  Trained personnel may be transferred to other positions that may not make use of the trainings  Willingness of partner/stakeholder to lead implementation of finance solutions  Waning interest of followers
Knowledge management	Number of followers/viewers	2,205 <sup>5</sup>	2,634 <sup>6</sup>	At least 20% increase	At least 20%	At least 20%	

<sup>3</sup> 1. TEFI & Mt. Banahaw-Cristobal meeting [CSR] (M-2, F-5); 2. EMB BD tagging (M-2, F-11); 3. PSF Cavite (M-6, F-6); 4. PLGU Zamboanga PSF (M-6, F-13); 5. LGU Busuanga ER 1-94 (M-16, F-7); 6. Boysen [CSR] (M-4; F-2); 7. BD tagging Mimaropa (M-1; F-8); 8. BD Fellows workshop [BIOFIN methodology] (M-34, F-12); 9. Mindoro Partners Meeting [BIOFIN methodology] (M-14, F-34); 10. Mindoro Occidental workshop on BIOFIN methodology (M-21, F-19)

<sup>4</sup> 1. Sablayan LGU (Luzviminda Alto-PSF); 2. Naujan LGU (Raquel Umali-PSF); 3. Victoria LGU (Carol Manuel-PSF); 4. Investment planning workshop [expenditure tagging] (Cebu – 13 female; 10 male; Negros Oriental – 2 female; 1 male; Negros Occidental – 4 female; 2 male; DENR 7 – 3 female; DENR Region 6 – 3 male; PBCFI – 3 female; HLURB Region 6 – 2 female); 5. BFP workshop for Negros & Cebu (Cebu – 1 female; 1 male; Negros Oriental – 3 female; 1 male; PBCFI – 1 female; BMB – 2 female); ACB Expenditure Review Workshop (10 male, 16 female); Sustainable Financing for MPAs (10 male, 12 female)

<sup>5</sup> FB – 2,052; Twitter – 72; Instagram – 81

<sup>6</sup> As of November 15, 2018



infrastructure in place to generate and share knowledge on biodiversity finance	of BIOFIN social media (Facebook, Twitter, Instagram) and website	Number of communication, education and public awareness (CEPA) activities organized/participated in	Number of communication, education and public awareness (CEPA) materials	Number of media (TV, radio, broadsheet) pickups	PR pickups (5) <sup>11</sup>	MOA between	from previous year (3,161)	increase from previous year (3,793)	increase from previous year (4,552)	increase from previous year (5,462)	Non-maintenance of social media sites
		Activities (3) <sup>7</sup>	CEPA materials <sup>9</sup> (9)	5	9	0	3	3	3	3	
							20	20	20	15	Messaging may not be clear
										7	Low interest of target population/sector to participate in activities
							0	0	0	0	

<sup>7</sup> Pi Sigma Open Debate (Exhibit and debate topics); Biodiversity Conservation Society of the Philippines Symposium (exhibit and plenary presentation); First National Biodiversity Conservation Congress (organized the session on BD financing)

<sup>8</sup> Asia Pacific Coral Reef Congress Session on Sustainability; East Asia Seas Congress session on Sustainability; Biocamp in celebration of Tamaraw Month

<sup>9</sup> Women in SD article; Infographics; South-South exchange article; Pi Sigma debate article; Exhibit materials for the Biodiversity Conservation Society of the Philippines symposium; BIOFIN shirt; BIOFIN bag

<sup>10</sup> PBSAP-BIOFIN video for BMB; FS Infographic for India Global workshop; Poster for India Global workshop; Article-Team Energy Foundation, Inc. puts in money for the conservation of protected areas in the Philippines; BIOFIN video; BIOFIN booth; PGRABS brochure; 2 flyers for APCRS; Infographic – updated PBSAP wheel; APRW token (bamboo straw); Reprinting of PBSAP Abridged; Infographics – BFP; 4 collateral material designs for Tamaraw month – shirt, tarp, brochure, PBSAP logo

<sup>11</sup> PR on BD Congress, IDBD & Declaration of Cooperation; 2 interviews over Radyo Kalikasan

	Functional M&E and investment platform for PBSAP & BIOFIN	0	BMB & ADEC signed 0	Platform testing Platform population (# of projects uploaded) MOAs with orgs for population and/or investment	Platform population (# of projects uploaded) MOAs with orgs for population and/or investment	Platform population (# of projects uploaded & # of projects financed) MOAs with orgs for population and/or investment	Platform population (# of projects uploaded & # of projects financed) MOAs with orgs for population and/or investment	Hard and software requirements may not be met by BMB and/or DENR  Low interest from NGOs, academe to populate the platform  Low interest from NGOs and other organizations to participate as potential recipients of donations  Low capacity for platform management
Prioritized biodiversity	Implementing Rules and	0	Inception and consultati	0	0	0	0	

finance solutions implemented: <i>Developing an investment program for protected areas</i>	Regulations for the ENIPAS	0	0	IRR signed by DENR Secretary	0	0	0	0	Appropriate participants to the consultations are absent
		0	0						Process flow may not be able to capture all inputs
	Program for protected areas for submission to the DBM	0	Vetted PA program	Vetted PA program	Vetted PA program	Vetted PA program	Vetted PA program	0	Lack of updated information
		0	Stocktaking exercise <sup>12</sup>	0	0	0	0	0	Low interest of stakeholders to contribute information
Prioritized biodiversity finance solutions implemented: <i>“Year of the PAs” Campaign</i>	Amount of new government financing mobilized	0	0	Php375M	Php375M	Php375M	Php375M	Php375M	
	Visitation rates for selected PAs	0	0	BMB- & DENR-vetted campaign concept & promotions plan	0	0	0	0	Low support from BMB, DENR & DOT
		0	0	MOA between DENR & DOT	0	0	0	0	

<sup>12</sup> To identify and evaluate ongoing investment programs that provide support to PAs in the country as basis of the PA investment program (comment from NEDA)

				0	0	At least 10 media (traditional & social) releases	0	At least 10 media (traditional & social) releases	0	0	Low media pick-up
			0	0	Media reach of 5% of national population	Media reach of 5% of national population	0	0	0	0	
			3M <sup>13</sup>			10% increase from 2017 baseline		10% increase from 2017 baseline		10% increase from 2017 baseline	Low support from DENR and DOT
		Amount of site-based revenue generated for selected PAs	37M <sup>14</sup>			5% increase from baseline		5% increase from previous year		5% increase from previous year	Media reach may not translate to visits
		Number of MOAs signed with other stakeholders, as applicable	0	0	0	1	1	1	0	0	Visitor data is not captured accurately
		Proposed policy (administrative order or technical bulletin) on	0	0	Proposed policy	0	0	0	0	0	DENR is not receptive to this policy
Prioritized biodiversity finance solutions implemented:											

<sup>13</sup> 2017 visitor data from BMB

<sup>14</sup> 2017 revenue data (covers only entrance fee, facilities user fee, contribution/donation)

<i>Realign expenditures at the DENR – improving biodiversity expenditure reporting at the DENR</i>	biodiversity expenditure tagging												
	Number of orientations conducted on expenditure tagging for the Technical Secretariat	0	0	Expenditure tagging orientation design 1	16% of DENR budget	16% of DENR budget	16% of DENR budget	16% of DENR budget	1	0	Appropriate participants may not be able to attend trainings		
<i>Prioritized biodiversity finance solutions implemented: Mainstreaming biodiversity in the regional programs of the Department of Environment and Natural Resources (DENR)</i>	Budget shift towards biodiversity priorities within the DENR	PhP3.2 B <sup>15</sup>	PhP3.2 B	16% of DENR budget	16% of DENR budget	16% of DENR budget	16% of DENR budget				Slow take up by the DENR on expenditure tagging		
	Number of DENR regional BSAPs Annual budgets contributing to the PBSAP implementation	0 PhP400 M <sup>17</sup>	1 <sup>16</sup>	6 PhP 2B	16% of DENR budget	16% of DENR budget	16% of DENR budget	0 PhP 2B	0 PhP 2B	0 PhP 2B	Low support from DENR regional offices		

<sup>15</sup> This covers 2008-2013 DENR budget (BIOFIN Public and Private Expenditure Review 2015)

<sup>16</sup> DENR CAR

<sup>17</sup> Result of biodiversity expenditure tagging for MIMAROPA (2017)

Prioritized biodiversity finance solutions implemented: <i>Mainstreaming biodiversity in LGUs</i>	Number of locally-prepared biodiversity strategy and action plans (BSAP) and finance plans	1 <sup>18</sup>	3 <sup>19</sup>	3 (with assistance from Friends of PBSAP)	3 (with assistance from Friends of PBSAP)	3 (with assistance from Friends of PBSAP)	0	Low support from LGUs Limited capacities
Annual budgets contributing to the PBSAP implementation	55M <sup>20</sup>		200M	200M	200M	200M	200M	Low political support for biodiversity
Number of finance solutions implemented with BIOFIN assistance	0	0	1	1	1	1	1	
DILG roll out of BIOFIN methodology	0		1	1	1			
Draft joint policy to institutionalize PBSAP implementation among other national government agencies	0		Draft policy <sup>21</sup>	0	0	0	0	Low political support

<sup>18</sup> Sablayan, Occidental Mindoro

<sup>19</sup> Provinces of Cebu, Negros Oriental, Negros Occidental

<sup>20</sup> Estimated biodiversity budget for Negros Occidental based on tagging exercise

<sup>21</sup> Options: 1) DENR DAO providing specific guidelines on PBSAP implementation by NGAs and LGUs per Sec 1 of EO 578 or 2) new EO that will address other BD concerns not addressed by EO 578; can include specific responsibilities of NGAs and LGUs; institutional arrangements, M&E, etc.

<i>other government agencies and state colleges &amp; universities</i>	specifically those identified as PBSAP implementers									
	Expenditure tagging exercises in all agencies of Project Board members	14 <sup>22</sup>	0	21 agencies	0	21 agencies	0	21 agencies	0	Low support from Project Board members
	Expenditure tagging exercises in other relevant agencies and state universities and colleges	31 <sup>23</sup>	0	31 agencies	0	31 agencies	0	31 agencies	0	Low interest among relevant agencies and state universities and colleges

<sup>22</sup> DA, BFAR, DPWH, DSWD, NCI, CCC, DOF, NEDA, DILG, DENR, BMB, MGB, FMB, Haribon (BIOFIN PPBER, 2015)

<sup>23</sup> DAR, DOT, DTI, CHED, DepEd, DOH, DOST, PAFNR, PCAMRRD, FNRI, SEI, NRC, HILURB, NACP, AFP, PNP, DND, NDRRMC, DOTC-Coast Guard, MMDA, DFA, DOJ, NBI, NM, NCCA, NHC, PIA, PIDS, PhilRice, CLSU, International Commitment Funds (BIOFIN PPBER, 2015)

	Annual budgets contributing to PBSAP implementation	PhP1.2B <sup>24</sup>	PhP1.2 B	Additional PhP2B	Additional PhP2B	Additional PhP2B	Additional PhP2B	Additional PhP2B	Low awareness on biodiversity among other government agencies and state colleges and universities
Prioritized biodiversity finance solutions implemented: <i>Alignment of environmental trust funds with PBSAP</i>	Number of PBSAP programs/projects implemented	0	0	At least 5 programs/projects	At least 5 programs/projects	At least 5 programs/projects	At least 5 programs/projects	At least 5 programs/projects	Lack of biodiversity programs/projects
	Amount of funding available for PBSAP priority programs	0	0	PhP40M	PhP40M	PhP40M	PhP40M	PhP40M	Low political will to increase funding for biodiversity
Prioritized biodiversity finance solutions	Feasibility study	0	0	Terms of reference	0	0	0	0	Priorities of trust funds may not match PBSAP priorities
		0	0	Consultant on board	0	0	0	0	No qualified applicants

<sup>24</sup> This covers 2008-2013 budget of DA; BFAR; social, defense and, general public services sectors; and international commitments



implemented: <i>Feasibility study on creation of a new conservation trust fund or utilization/adjustments made to current trust funds</i>	0	0	Completed FS	0	0	0	0	0	Data may not be readily available	Non-cooperation of concerned parties	Low turnout	Cost of consultant may not match budget																
													Action plan to implement FS results	0	0	0	0	0	0	0	Appropriate stakeholders may not be able to attend							
																						Environmental fee system feasibility study framework & action plan	0	0	0	0	0	0

Prioritized biodiversity finance solutions implemented: <i>Increasing LGUs' sources of revenues for locally-managed protected and</i>	0	0	Literature review on user fees/taxation/etc.	0	0	0	0	0	Appropriate stakeholders may not be able to attend											
										Action plan	0	0	0	0	0					
																Stakeholder presentation	0	0	0	0

0	0	0	0	0	0	0	0	0	0	0	0	0																
													2 Focus group discussions to validate results	0	0	0	0	0	0	0	0	0						
																							Assessment report on proposed revenue streams	0	0	0	0	0

0	0	0	0	0	0	0	0	0	0	0	0	0																
													Selection criteria for project sites	0	0	0	0	0	0	0	0							
																						Assessment report on proposed revenue streams	0	0	0	0	0	0

0	0	0	0	0	0	0	0	0	0	0	0	0																
													Assessment report on proposed revenue streams	0	0	0	0	0	0	0	0							
																						Assessment report on proposed revenue streams	0	0	0	0	0	0

conservation areas	0	0	0	Stakeholder consultations		0	0	Fee system may not be feasible
				FS				
				Draft policy template				
Environmental fee system in selected project sites	0	0	0	0	PhP224 M	PhP224 M	PhP400 M	Low political support
Prioritized biodiversity finance solutions implemented: <i>Improving access to earmarked funds (Energy Regulation 1-94)</i>	0	0	0	List of LGUs	0	0	0	
Forum to inform eligible parties (prioritize LGUs with BSAPs) on the availability of the fund	0	0	0	1 Forum/project development workshop	1 Forum/project development workshop	1 Forum/project development workshop	0	Low interest among LGUs and power generating companies
Number of proposals submitted to power generating companies	0	0	0	2 5% of baseline	3 5% of baseline	3 5% of baseline	3	Low interest on biodiversity among eligible LGUs
Number of policy briefs, information materials	1	0	0	0	1	0	0	Congress may not prioritize this bill

<sup>25</sup> As of October 2017, this is the balance of the Reforestation and Watershed Management, Health & Environment Enhancement Fund (DOE)





beneficiary project/s		proceeds & projects	proceeds & projects	proceeds & projects	proceeds & projects	proceeds & projects	proceeds & projects	
Number of biodiversity programs/projects ready for diaspora	0	At least 2 programs	At least 2 programs	At least 2 programs	At least 2 programs	At least 2 programs	0	
Number of partnerships with money transfer companies on developing a donation page on their website/money transfer process	0	At least 1 Partnership	At least 1 Partnership	At least 1 Partnership	At least 1 Partnership	At least 1 Partnership	0	Low interest from money transfer companies
Amount of resources raised	0	0	PhP20M	0	0	PhP30M	PhP30M	Commission on Filipinos Overseas may not be receptive to biodiversity programs/projects  Low interest from target audience

Prioritized biodiversity finance solutions implemented: <i>Realigning corporate social responsibility (CSR) funds towards biodiversity programs and projects</i>	Number of meetings corporates/foundations to introduce PBSAP	0	4 <sup>26</sup>	6	8	9	0	Low interest from corporates
	Number of CSR initiatives branded as PBSAP programs	0	0	5	5	5	0	
	Number of biodiversity programs/projects ready for CSR	0	0	10	10	15	0	
	Number of MOAs on CSR (between corporate and DENR, NGO or LGU)	2 <sup>27</sup>	0	2	3	3	0	Low interest of corporates Readiness of DENR and NGOs to enter into partnerships
Amount of resources mobilized	PhP1M <sup>28</sup>	0	PhP100M	PhP300M	PhP300M	PhP300M	Private sector may have programs of their own	

<sup>26</sup> HSBC, Shore It Up Foundation, Ayala Corporation, Ayala Energy Corporation  
<sup>27</sup> MOA between DENR & Team Energy Foundation, Inc. for CSR programs in Mt. Banahaw-Cristobal NP and Manileluag Spring Protected Landscape  
<sup>28</sup> Worth of TEF's CSR programs for Mt. Banahaw-Cristobal NP and Manileluag Spring Protected Landscape

Prioritized biodiversity finance solutions implemented: <i>Harness public-private partnership collaboration in the protected areas through policy development</i>	Proposed PPP policy to spell out the procedures and allowable modalities of utilization to ensure that biodiversity safeguards are in place	0	0	1	0	0	0	0	0	Low support for enabling policy
	PPP options	0	0	1	0	0	0	0	0	
	Amount of resources mobilized	0	0	0	0	0	0	0	PHP1B	Low interest from private sector
Prioritized biodiversity finance solutions implemented: <i>Impact investment</i>	Scoping study on the potential of impact investment in biodiversity conservation	0	0	0	Scoping study	0	0	0	0	
	Feasibility study that will consider ROI, turnover and management of app	0	0	0	FS	0	0	0	0	
Prioritized biodiversity finance solutions implemented: <i>Creating new sources of revenues from sales receipts from gaming</i>	Functional app	0	0	0	App testing	0	0	0	0	
	App launch	0	0	0	Launch	0	0	0	0	
	Number of projects and	0	0	0	At least 1 project supported	At least 2 projects supported	At least 2 projects supported	0	0	

<i>applications and peripherals</i>	beneficiaries for app revenues												
	App turnover	0	0	0	0	0	0	0	0	0	0	0	Turnover
	Amount of resources mobilized	0	0	0	0	0	0	0	0	0	0	0	PhP1B
Prioritized biodiversity finance solutions implemented	Number of policy proposals/policies influenced by data on biodiversity finance, economic valuation and natural capital accounting	4 <sup>29</sup>	4	11 <sup>30</sup>	11	11	11	11	11	11	11	11	11

<sup>29</sup> Philippine Genetic Resources and Access and Benefit-sharing Bill and draft Executive Order; Expanded NIPAS Bill; Draft DENR AO on integrating biodiversity in mining activities

<sup>30</sup> Human-wildlife conflicts; greening public infrastructure; PSA concerns; 4Ps; Compensation for ES Value Improvement + baseline; Water bill of Cong Sato; Plant genetic resources bill of Cong Sato







1  
2  
3  
4  
5  
6

**Minutes of the 11<sup>th</sup> Project Board Meeting**  
December 11, 2018, 9:00AM - 1:00PM  
Tamaraw Hall, Bulwagang Ninoy, Ninoy Aquino Parks and Wildlife Center  
North Avenue, Diliman, Quezon City

**Present:**

Corazon C. Davis	Assistant Secretary for Policy and Planning Service, DENR Acting Chair of the BIOFIN Project Board for Atty. Jonas Leones, Undersecretary for Policy, Planning and International Affairs, Department of Environment and Natural Resources (DENR)
Armida Andres	Assistant Director, Biodiversity Management Bureau
Lourdes Wagan	OIC-Director, Foreign-Assisted and Special Projects Services, DENR
Conrado Bravante	Chief, Project Management Division, Foreign Assisted and Special Projects Service (FASPS), DENR
John Adrian Narag	Chief, Bilateral Assistance Division, International Finance Group, Department of Finance (DOF)
Lenard Guevarra	Chief, Agricultural Commodities Division, National Economic Development Authority (NEDA)
Nancy Corpuz	Chief, Program Planning and Policy Monitoring Section, Biodiversity Policy and Knowledge Management Division, Biodiversity Management Bureau, (BMB-DENR)
Christian Deloria	Director, National Convergence Technical Support Unit (NCTSU), Department of Social Welfare and Development (DSWD)
Floradema Eleazar	Inclusive and Sustainable Development, UNDP
Bonar Laureto	Executive Director, Philippine Business for the Environment (PBE)
Rolando M. Fernandez	Engineer IV, Mines and Geosciences Bureau, DENR
Gemma Cunanan	Attorney IV, National Commission on Indigenous Peoples (NCIP)
Sir Jejomar B. Balaw-ing	Project Officer, Bureau of Local Government Development, Department of Interior and Local Government (BLGD-DILG)
Angelita Meniado	Coordinator, Foreign-assisted Projects, Biodiversity Management Bureau (BMB), DENR
Maria Virginia Pilar Rambayon	Environmental and Social Safeguards Division-Planning Service, Department of Public Works and Highways (DPWH)
Joan Laura Abes	Program Officer, Forest Foundation Philippines
Rizzabel A. Madangeng	Attorney IV, National Commission on Indigenous Peoples (NCIP)

7  
8

**Also present:**

Grace Tena	Inclusive and Sustainable Development, UNDP
Annabelle Trinidad	BIOFIN Global
Aziel Valdez	Climate Change Commission
Canygite Isaac	National Economic Development Authority
Michelle Yu	Foreign-Assisted and Special Projects Service
Amelita Micu	NCTSU-DSWD
Lorenzo Cordova	BIOFIN
Michelle Mohinani	BIOFIN
Anabelle Plantilla	BIOFIN



Ma. Alexandra Milan	BIOFIN
Angelique Ogena	BIOFIN
Kamille Jan Rosales	BIOFIN

9

10 **I. Call to Order and Adoption of Agenda**

11 The meeting commenced at    AM with Ms. Davis of DENR as Chair. The body had a round of  
12 introduction and asked to look into the agenda for any comments. With no further concerns raised, Ms.  
13 Wagan (FASPS) requested to proceed with the agenda.

14

15 **II. Review and approval of minutes of the last meetings**

16 The Board went over the minutes of the previous meeting held June 1, 2018. Mr. Guevarra raised a  
17 comment on line 130: *“Ms. Maharjan raised the need to assess the status of status of implementing the*  
18 *PBSAP and it may...”* to delete the *“status of”* since it was restated.

19

20 Referring to lines 207-212: *“Mr. Narag inquired on the counterpart funding from BMB and if the work*  
21 *plan and budget will need authorization or approval from DENR based on the process for Phase I. Ms.*  
22 *Eleazar responded that UNDP counterpart will be in kind or in cash. As to the approval, Ms. Plantilla said*  
23 *that a letter signifying the Philippines’ interest to be part of BIOFIN was written and signed by BMB for*  
24 *Phase I. Mr. Narag then suggested that the approval of Phase II be discussed internally between DENR*  
25 *and DOF.”*

26

27 Mr. Narag pointed out that the inquiry was addressed to BMB and noted to add BMB’s response  
28 if they will need a counterpart in kind or in cash for Phase II of BIOFIN. Ms. Corpuz replied that  
29 BMB will give counterpart for Phase II especially on the in kind contribution.

30

31 With no additional comments from the Board, the minutes of the previous project board meeting was  
32 approved. The body proceeded to the review of minutes of the last TWG meeting in which Ms. Davis  
33 suggested to go through the salient features for information. Ms. Plantilla said that most of the  
34 comments of the TWG centered on the finance solutions and these were incorporated and sent to the  
35 board last week.


36

37 **III. Matters arising from Minutes of the Last Project Board Meeting**

38 Ms. Plantilla (BIOFIN) presented the matters arising from the previous meeting.

39

40 On ER 1-94, Ms. Davis raised a concern on the projects that would qualify to access the fund. Ms.  
41 Plantilla assured that ER 1-94 has a trust fund for livelihood, electrification, rehabilitation and watershed  
42 management so there is an avenue for environmental projects to access the fund. BIOFIN is also able to  
43 advocate LGUs to submit the proposals on environment; one example is the case of Team Energy  
44 remitting at least 120 million pesos a year with less than 10% allotted for the environment. Ms. Davis  
45 said that BMB and DENR should be more aggressive in identifying who are the recipient municipalities  
46 because of GAA Section 38 stating that all plans of the local government should include biodiversity  
47 conservation. Ms. Plantilla added the recommendation of DOE to focus on the 300 megawatt (mw)  
48 power-generating class because these are the ones who generate millions of pesos. She said that BMB  
49 has been doing a series of cascading of PBSAP and there has been regional targeting with participation  
50 from LGUs. Ms. Plantilla added that BIOFIN has been assisting the provinces of Cebu, Negros Oriental  
51 and Negros Occidental in preparing their finance plans and saw that there are 300 mw power plants in  
52 Cebu which can be a good source of funding at least for their biodiversity conservation programs. This  
development is part of Phase II and that we should focus on areas with power plants since we can get




53 more funding as compared to areas with small power plants. BIOFIN is looking at the province of Cebu  
54 and they have been advised to consider ER 1-94 as a finance solution for their environmental programs.  
55 DOE has advised BIOFIN to look at the list of power plants across cities and select which areas have big  
56 power plants and converge with LGUs in terms of developing biodiversity programs. Ms. Eleazar asked if  
57 the identification of power plants, LGUs covered, conservation areas, and project ideas that can help  
58 them access ER 1-94 is included in project's work plan to which Ms. Plantilla gave an affirmative answer,  
59 adding that this is a part of the Phase II under finance solution of improving access to earmarked funds  
60 and can seamlessly do the preparation on regional Biodiversity Strategy and Action Plans (BSAPs) of  
61 selected provinces. This is targeted to these areas in terms of extending the project's assistance on  
62 developing regional BSAPs. Ms. Eleazar raised a concern on the assistance, one is to develop a menu of  
63 project ideas that LGUs can think about for accessing and the other would be for advocacy. She said that  
64 intense resources are required if the project is targeting the municipal LGU level. If the potential is big,  
65 she suggested for the project to work with BMB to be more programmatic such that all LGUs who are  
66 hosting power plants will be able to think about good projects that they can be funded under ER 1-94.  
67 Mr. Narag (DOF) said that creating another plan will be tedious for LGUs and would take another  
68 timeline to observe so he suggested to consider existing plans and to prioritize which plans can already  
69 be funded. Ms. Plantilla answered that the project does not intend to create another plan but rather  
70 look for strategic points and enhance existing plans the said provinces have to mainstream biodiversity.  
71 Ms. Davis highlighted the importance of developing guidelines.

72  
73 On the need to revisit the financial needs assessment, Mr. Narag clarified that the concern is on  
74 checking the current status to ensure that whatever the government has already budgeted is spent on  
75 addressing the gap.

76  
77 On DSWD, Ms. Davis asked how the project can include biodiversity to 4Ps and if there is an existing  
78 mechanism from the DSWD. She suggested for BIOFIN to clarify the idea on how to insert biodiversity to  
79 4Ps as well as the monitoring strategy first before entering a discussion and coordinate with DSWD. She  
80 gave one example on solid waste management and shared the challenge to conduct monitoring  
81 activities at the household level. Ms. Plantilla accepted the suggestion and said that this will be  
82 discussed among the project team and internally with UNDP.

83  
84 On the need to map out foreign-assisted projects, Mr. Bravante (FASPS) shared that they are currently  
85 mapping out all Biodiversity projects and they have completed identifying projects which support  
86 specific PBSAP indicators. Mr. Narag asked if the body can get a list to which Mr. Bravante agreed,  
87 adding that they are also trying to complete biodiversity related projects. Ms. Davis asked for timelines  
88 to be set and not just rely on emails. Mr. Narag suggested to directly contact high-level individuals and  
89 set meetings to which Ms. Davis agreed. She added that identifying champions within the government is  
90 also important for them to realize the sense of urgency. She suggested that the agreements reached by  
91 the board should be immediately signed by a senior official rather than relying through emails.

92  
93 On the 2.5 billion for forest parks, Ms. Eleazar asked what will happen to other LGUs that BIOFIN will not  
94 be working on and if the project does not plan to tap the fund. She also asked if the project can work  
95 with DBM and set certain parameters on how this fund will be include biodiversity. Ms. Davis shared a  
96 previous discussion on urban biodiversity wherein the matter was already brought up. She asked what is  
97 its current status to BMB and if they are working closely with DBM on developing guidelines for open  
98 spaces. Ms. Corpuz said that after the roundtable discussion last year, an LGU requested for guidelines  
99 and they are now looking at the City of Makati to assess the biodiversity area. Ms. Davis reiterated that



100 BMB should be more aggressive on DBM’s assistance program and influence LGUs to access this with a  
 101 timeline. She added that BMB should look into LGUs which have already accessed the fund and how to  
 102 improve plans of LGUs with approval of DBM to infuse urban biodiversity. Ms. Davis said that in the next  
 103 round, DENR have to influence DBM on how urban biodiversity could be part of this to improve urban  
 104 spaces. Ms. Corpuz stated that this is already targeted this year after the roundtable discussions on  
 105 urban biodiversity. Ms. Davis said that this should be noted by BMB as well as the guidelines for 2019.  
 106 Ms. Davis summarized that BMB should influence DBM and create a biodiversity criteria when we tap  
 107 these open spaces; second is to look into cities with urban greening plans and to tweak those urban  
 108 greening plans to incorporate biodiversity in their plans. Ms. Eleazar suggested to work with consultants,  
 109 architects and urban planners to really provide LGUs with good ideas on how we can spend money  
 110 through proposals such as they can tap these funds, particularly with the Build Build Build program. Mr.  
 111 Laureto (PBE) raised an example on the PSF fund, suggesting a strategic step for BIOFIN to discuss with  
 112 and convene experts, certify them and post their names on a website so that LGUs may refer to them  
 113 for guidance in proposals especially with DBM’s access to guidelines. He also suggested for BIOFIN to  
 114 create a standard with BMB on adding biodiversity component on the Green Green Green program. Ms.  
 115 Plantilla said that BMB is already doing focus group discussions for Biodiversity and BIOFIN can provide  
 116 assistance in terms of guiding LGU proposals on biodiversity. Mr. Laureto suggested for BIOFIN and BMB  
 117 to view things on a broader standpoint by considering broad-level planning. Ms. Cunanan (CCC) agreed  
 118 and said that it would be important to identify biodiversity areas and how these areas access financing.  
 119 She added that the creation of inventory and clear set of parameters as well as determining the size of  
 120 biodiversity areas would be crucial in this project. Mr. Narag suggested for BMB to thresh out the  
 121 guidelines for DBM and for the project to focus on cities and municipalities that need support. Mr.  
 122 Deloria (DSWD) suggested to get a national list or registry of biodiversity areas. Mr. Laureto shared his  
 123 knowledge on Payments for Ecosystem Services and suggested for LGUs to come up with an ordinance  
 124 or policy to get this implemented. He and Ms. Eleazar shared about the Green Green Green program,  
 125 stating that building green infrastructures and green spaces increases land and property value which is  
 126 beneficial to the LGUs in terms of financial returns; thus, this can be utilized as a potential fund for  
 127 biodiversity as well as to mainstream biodiversity protection in urban centers.

128  
 129 On Biodiversity Tagging, Ms. Eleazar asked if biodiversity tagging was already incorporated in CCC  
 130 tagging and if this is different on how the project can help agencies make use of this in support to PBSAP  
 131 implementaion. Ms. Plantilla shared the previous expenditure review done by the project. She said that  
 132 BIOFIN went to different agencies and mandates on biodiversity conservation. Ms. Eleazar asked about  
 133 the status of PSF to which Ms. Plantilla responded that the project is giving assistance to the provincial  
 134 government of Cavite and said that they will consider PSF. The project assisted the municipalities of  
 135 Sablayan, Naujan and Victoria to craft their PSF proposal but they have not submitted their proposals  
 136 since there were concerns within the LGUs in terms of submission. Ms. Davis suggested for BMB to  
 137 check the status of PSF proposals. Mr. Narag spoke in behalf of the PSF Secretariat and said that DOF will  
 138 look into LGU proposals which are supported by the project. He added that they approved two  
 139 proposals last July and are now dependent on CCC’s speed on their endorsement pursuant to the law,  
 140 and for the project to not just focus on PSF as a funding source. Ms. Davis called FASPS to look at PSF,  
 141 check the guidelines and assist the LGUs in tweaking the proposals to assure its approval.

142  
 143 **IV. BIOFIN Updates**  
 144 **a. Project Updates**

145 Ms. Plantilla presented the project updates to the body.  
 146



147 Ms. Davis asked if the project developed a manual for localization to which Ms. Plantilla answered that  
 148 the project uses the BIOFIN Global’s workbook as a reference and as a training module for methodology  
 149 but the project intends to draft its own which is included in Phase II. Ms. Davis also said that the body  
 150 needs an HR Program to assess the competency of people. Ms. Plantilla said that the PMU will meet  
 151 with HRD Director.

152  
 153 **b. Country Implementation Strategy for Phase II and Multi-year work plan**

154 Ms. Plantilla proceeded to the presentation of Country Implementation Strategy for Phase II.

155  
 156 On Comments received from NEDA, Mr. Guevarra (NEDA) raised the National Priority Plan for 2018 and  
 157 said that there is an Adopt-a-Wildlife Program in DENR which has guidelines. He said that he will share  
 158 this to the body. He also suggested the identification of measures to avoid risks and to incorporate this  
 159 in the project design.

160  
 161 Ms. Eleazar asked the project to summarize the finance solutions in Phase II, to what extent will this  
 162 enable us to reach our target to close the financing gap, if the project have sufficient resources and have  
 163 adequately studied the conditions to deliver these solutions, if other solutions have been considered  
 164 and their timeliness. Ms. Plantilla responded that the finance solutions are included in the kits. She  
 165 started with the development of PA investment program and said that the project conducted a survey  
 166 with Protected Area Superintendents (PASUs) of all ENIPAS areas with questions on their programs that  
 167 require funding. Ms. Davis asked what happened to the investment requirement of 10 priority areas and  
 168 if project can prioritize from the 107. Ms. Eleazar suggested to look at the total requirement and used  
 169 forward estimates to prepare it in the next 5 years so that PAs are able to graduate from one phase to  
 170 another. Ms. Plantilla said that the law states that we have to budget the 4 activities and the project is  
 171 looking beyond the four activities. Ms. Davis went back to her previous question and asked what are the  
 172 PAs that would be budgeted first so these PAs can be self-reliant and their IPAF can generate enough  
 173 revenues. Ms. Corpuz said that they had a discussion with National Parks Division, BIOFIN will support  
 174 PAs included in ENIPAS as there will be sites that need to be prioritized. Mr. Narag suggested for BIOFIN  
 175 to look at the kind of investments PAs need and to create another indicator that would be reasonable  
 176 and time-bound. Ms. Plantilla replied that the project will just monitor and not mobilize the results of  
 177 the solutions.

178  
 179 Mr. Laureto raised about the mobilization of fund for the investment program, if the project has a clear  
 180 logic of how this will happen, what is the methodology for estimating and what is the basis of  
 181 estimation. He also asked to present the graph starting from the least amount of budget with the  
 182 biggest impact. He suggested to separate the available funds and the other is which finance solutions  
 183 produce fresh funds with fresh outcomes. Ms. Eleazar went back to the rationale of BIOFIN as the  
 184 project should unlock the constraints in accessing the funding gap. Mr. Laureto asked if there is a  
 185 prioritization of expenditure and whether these funds are addressing the gap. Ms. Plantilla responded  
 186 that biodiversity tagging is used to know how much of the programs of the LGU will be allotted to  
 187 biodiversity and climate change. Mr. Narag answered that the idea of the tag is already on the  
 188 monitoring and is an intervention to know whether spending on biodiversity investments can be made  
 189 through their existing funds. Mr. Laureto raised a concern on the number of finance solutions by asking  
 190 how the project can deliver them and on policies required. He addressed the body to help evaluate  
 191 which of the finance solutions can deliver fresh funds and impact on the ground. Ms. Plantilla clarified  
 192 that the project does not intend to solve the 24 billion funding on biodiversity programs but rather, aim  
 193 to narrow the funding gap. As for the implementation of finance solutions, Ms. Plantilla said that the



194 project hired consultants wherein Ms. Mohinani (BIOFIN) will do the finance solutions involving the  
 195 private sector while Mr. Cordova (BIOFIN) will do finance solutions involving LGUs and national  
 196 government agencies. Ms. Plantilla added that the project’s partnership with BMB in implementing the  
 197 project activities is part of transfer and sharing of knowledge. Policies are also included such as PGRABS  
 198 but difficult to estimate because the project still needs to look at plans that would be commercialized in  
 199 the future, yet the project can do an estimate on policy finance solutions. All of the solutions identified  
 200 have been vetted to the Global BIOFIN Team of which the project obtained comments. These were  
 201 integrated into the final version sent to the board. Mr. Narag suggested to simplify the finance solutions  
 202 by clustering them based on priority and impact, and for BMB Technical Secretariat to increase its size.  
 203 Ms. Davis suggested for the project to disaggregate the finance solutions for better appreciation to  
 204 which Ms. Cunanan and Mr. Laureto supplied to highlight finance solutions that can deliver fresh funds  
 205 from those that require reorganization. Ms. Plantilla answered that the categorization of finance  
 206 solutions is based on actors involved such as the government, private sector, citizenry. Ms. Eleazar asked  
 207 if there are other solutions deemed important that the project can still consider. Ms. Plantilla added that  
 208 the project already incorporated changes since last year such as the exclusion of PSF and IPAF, and the  
 209 project’s strategy to ER 1-94 based on the meeting with Department of Energy (DOE). Given the  
 210 comments of the project board and BIOFIN Global Team, finance solutions have been adjusted  
 211 accordingly and also radically changed some of the solutions. Ms. Trinidad (BIOFIN Global) shared the  
 212 perspective of the Global Team on the finance solutions and said that although fresh funds are  
 213 attractive, it does not mean that this is any less than finance solutions that tend to deliver better and  
 214 realign current expenditures. Finance solutions can also be classified based on the finance result (i.e.  
 215 delivering better, mobilizing resources, realigning existing resources, and preventing future costs). She  
 216 added that the project does not also intend to create new revenue sources. The solutions were already  
 217 refined since it has gone through series of prioritizations looking at readiness, policy framework, effect  
 218 to biodiversity and the amount of finance that we can generate, save or realign. The solutions can be  
 219 categorized in many ways and the project based it on the actors involved. Ms. Eleazar went back to her  
 220 earlier suggestion to be strategic and programmatic in approach to our resources in supporting LGUs.  
 221 Ms. Plantilla said that there are already requests from other provinces in terms of assistance and the  
 222 project can closely work with DILG or BMB to continue the regional targeting workshops next year. Ms.  
 223 Trinidad said that working with the provinces of Mindoro, Cebu and Negros Island allows the project to  
 224 localize its methodology and develop finance solutions which is deemed a strategic approach. Ms. Davis  
 225 said that BIOFIN an DENR partnership could help cascade efforts in LGU level which is why the question  
 226 on “manualizing” the succeeding programs was raised. Ms. Eleazar reiterated to be more strategic in  
 227 approaching LGUs in such a way that other actors can facilitate the localization while BIOFIN can  
 228 facilitate financing of local plans. Ms. Plantilla said that the Friends of PBSAP is also a finance solution  
 229 that will be approached on the localization.

230  
 231 For the budget, Ms. Davis approved the total requirement in behalf of the body while she suggested to  
 232 revise the presentation of data, i.e finance solutions generating money, sources of funds, etc. She  
 233 suggested to highlight where the project base the money as well as the strategy that should be  
 234 undertaken. Mr. Narag suggested for the budget to be translated in Philippine peso for better  
 235 appreciation and for BMB to issue guidelines every fiscal year. The body suggested for an  
 236 implementation plan aside from the annual work plan.

237  
 238 **c. Policy Concerns**

239 Ms. Plantilla presented the policy initiatives in line with the finance solutions.  
 240



241 On DAO and EO 578, Mr. Narag agreed on the policy and gave his support if the objective is to assure  
242 that agencies will allocate budget every fiscal year. He suggested for the Policy Expert to have a high-  
243 level discussion on how to implement a budget guideline with DBM and to engage DBM in technical  
244 budget hearing. He also said to consider the timeline. Ms. Davis suggested for the budget guidelines to  
245 be developed in 2020.

246  
247 On mainstreaming biodiversity to NGAs, Ms. Davis suggested for the project to have a discussion with  
248 DBM since they DAO is not enough.

249  
250 On DENR to issue a guideline on biodiversity tagging, Ms. Andres updated the body on biodiversity  
251 tagging and said that this has already been done within the DENR. Ms. Davis pushed for biodiversity  
252 tagging to become a policy.

253

**d. 6NR Project Updates**

254  
255 Ms. Plantilla proceeded with the presentation of 6NR project updates.

256  
257 Ms. Andres added that all key agencies with biodiversity stake are included in the consultations. Ms.  
258 Davis suggested to present the updates to Usec. Jonas to finalize. Mr. Narag suggested for timeliness of  
259 the report in terms of budget from agencies. Ms. Andres said that BMB will farm this out until  
260 December.

261

**e. Other matters**

262  
263 Ms. Plantilla requested for the body to circulate the BIOFIN booth across members of the project board  
264 next year to actively define the role of agency in biodiversity financing. For the Year of PAs in 2020, Ms.  
265 Plantilla asked the board to draw support and raise awareness in PAs as the project will work closely  
266 with BMB, DENR and DOT. Ms. Davis asked if the project can make a concept paper to be presented in  
267 the ITC executive committee in 2019. Lastly, Ms. Tena announced that UNDP will commit an additional  
268 80,000 USD for the gaming application. Having no further concerns and announcements, the meeting  
269 was adjourned at 12:59pm.